



WE ARE SOLUTIONS



Certified suppliers with the **Forest Stewardship Council**

© FSC

The use of FSC® paper promotes environmentally responsible, socially beneficial and economically viable forest management in forests around the world.



The products presented in this catalogue are printed photographic reproductions, so there can be colour variations in the end result. Although its contents bear a close resemblance to the actual products, the catalogue is therefore for guidance purposes only.

MODIFICATIONS

This pricelist voids all previous lists. We reserve the right to change product specifications, sizes, or colours with no prior notice. Price valid, barring typographical errors.



WE ARE ROCADA

– WELCOME TO YOUR HOME –



QUALITY, TRUST, RESPONSIBILITY

All Rocada Team would like to thank you for
your confidence.

A handwritten signature in black ink, appearing to be 'Marc Roca', written in a cursive style.

Marc Roca
CEO

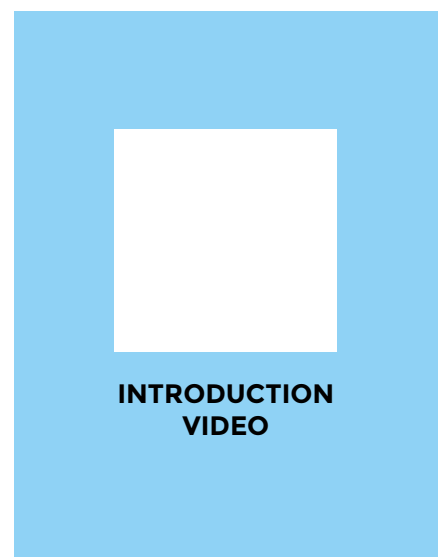
WE ARE MANUFACTURERS



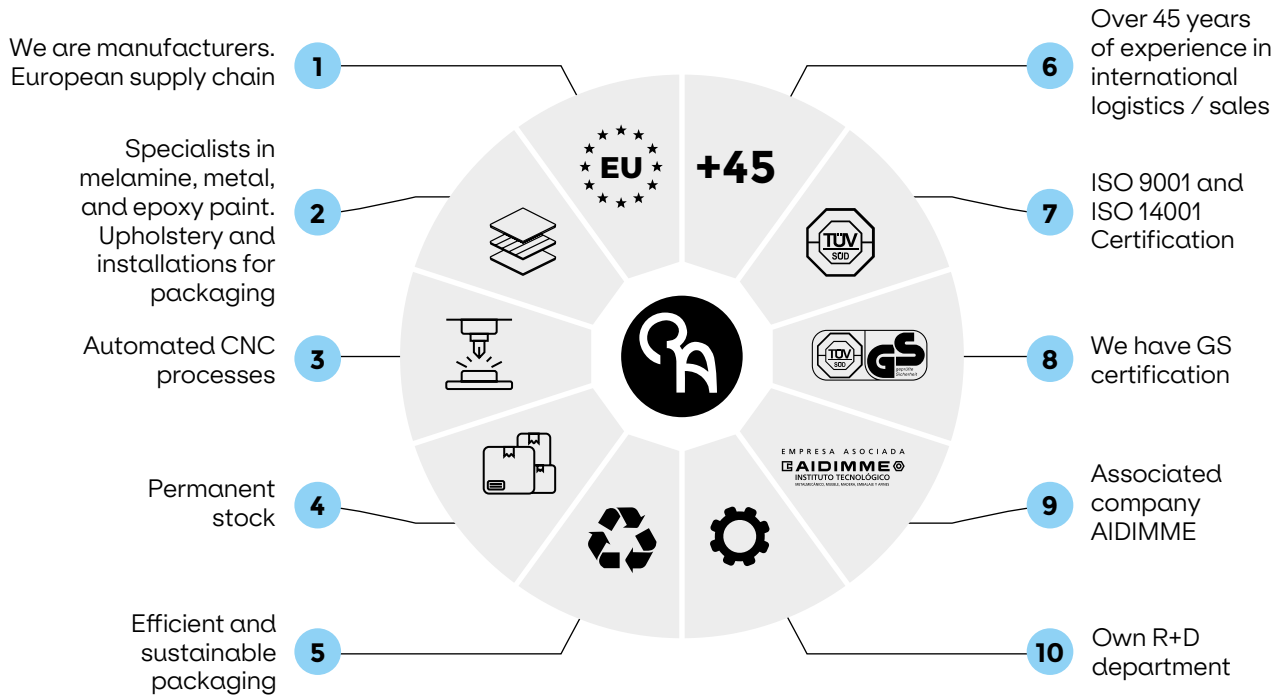
When Rocada was founded as a company in 1976, its strategic focus was on satisfying the needs of the productive and service structures of the country. At the time, aspects such as production, delivery, billing, and financing were less contentious, and we operated within a framework of less stressful relationships.

However, today, everything has changed. We are living in a moment of deep concern, driven by multiple factors that require us to closely monitor both the internal and external variables of our companies and the fluctuations of the market.

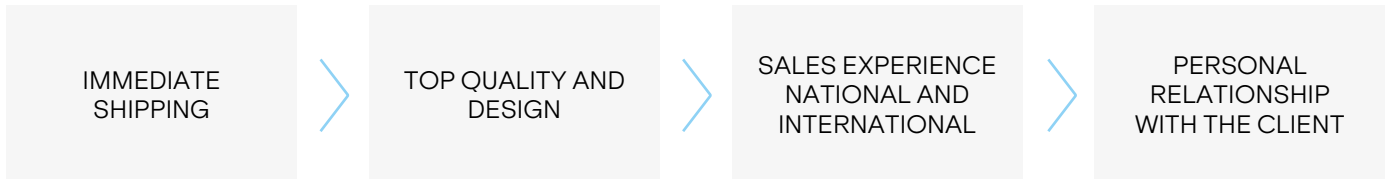
Rocada, with its young and dynamic spirit, is determined to face this situation with courage and enthusiasm. We have an ambitious project and an efficient team to help us navigate these challenges.



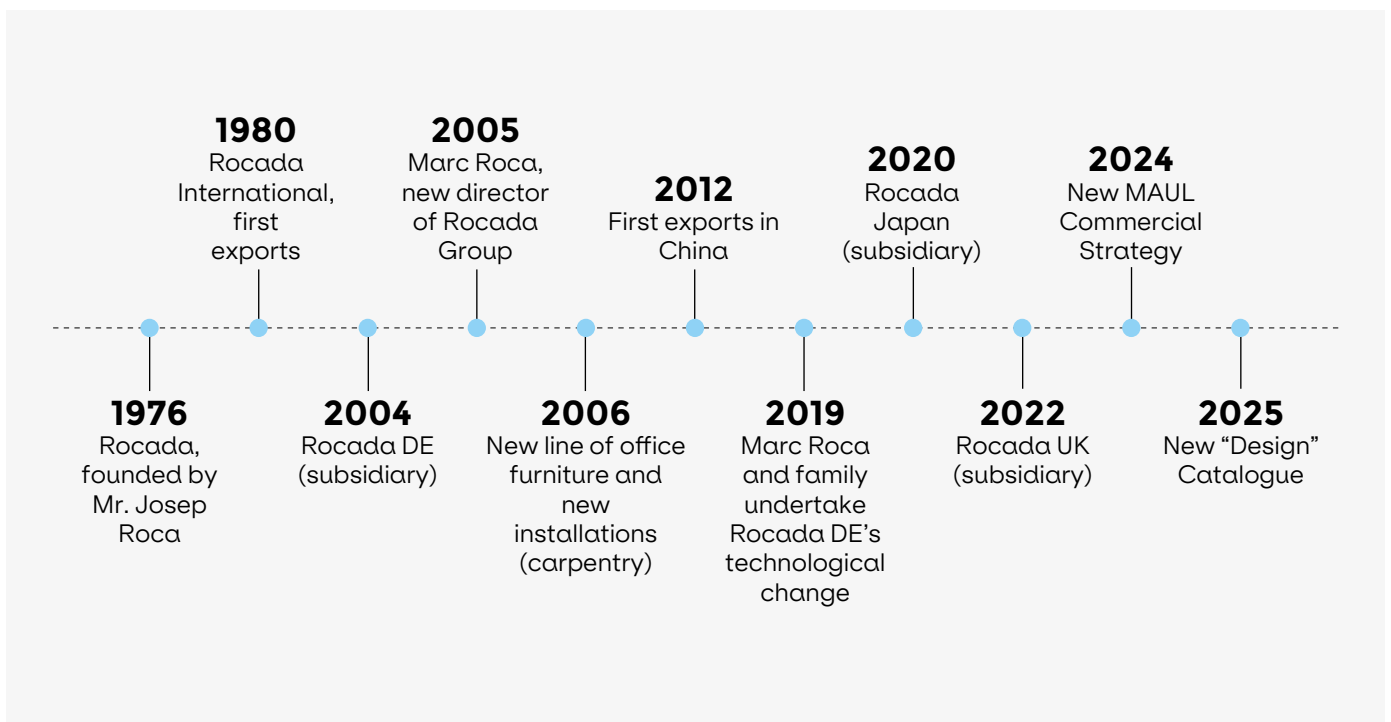
ROCADA IN 10 POINTS



ROCADA SERVICES



OVER 45 YEARS OF EXPERIENCE





PERMANENT STOCK

In a new globalized world, one cannot permit himself the luxury of wasting space and time. Rocada knows this. A structure of 20,000 m² and a warehouse of 5,000 m² allows us to have the product available for immediate 7-day delivery.



Permanent stock
Speed
Efficiency
Immediate delivery



ASSEMBLY SERVICE

Contact Rocada for a quote.



CUSTOM PROJECTS

We offer the possibility to carry out custom projects using standard materials from our catalog or with special woods and finishes. For more information, consult Rocada.



GS CERTIFICATION



GS German certification is world recognised as one of the best in Europe, a guarantee of safety, quality and product production continuity giving the user maximum security and peace of mind when purchasing.

AIDIMME

Rocada is associated with the AIDIMME laboratory. This entity's mission is to help increase the competitiveness of metal-mechanical, furniture, wood, packaging, construction, and similar industries, in the field of designing and developing innovative products and materials and advanced and sustainable provisioning, manufacturing, logistics, distribution, and services processes.



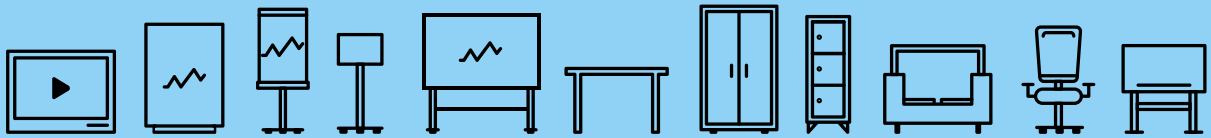
ISO 9001: 2015

The quality and reliability of our production processes are guaranteed by ISO 9001:2015 certification.

ISO 14001: 2015 / INTERSEROH

Respect for and protection of the environment are priorities in our production processes. The use of recycled products and the reasonable use of resources are unbending priorities.

ISO 14001: 2015 - Camí de can llebre, n.5 08552, Taradell (Barcelona) SPAIN



EMPRESA ASOCIADA
AIDIMME
INSTITUTO TECNOLÓGICO
FERRERDARNO, 10000, 08004, BARCELONA, SPAIN



ISO 14001
BUREAU VERITAS
Certification



ISO 14001: Camí de can llebre, 5 · Taradell (Barcelona) Spain

INDEX



INTERACTIVE

P. 12 - 15



SKIN

P. 16-25

INTERACTIVE

In this new era where digital technology is increasingly present in our lives, interactive monitors have become an essential tool for businesses and schools. They provide users with more interactive and engaging communication, making them a great option for improving the learning experience and workplace productivity. Our interactive displays allow businesses

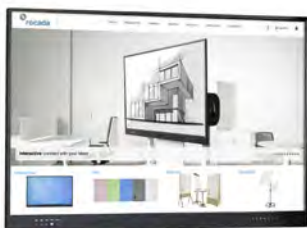
and schools to create presentations and educational materials that engage audiences and allow them to interact with content in a friendlier, more engaging way. An excellent tool for improving communication and collaboration in any environment.



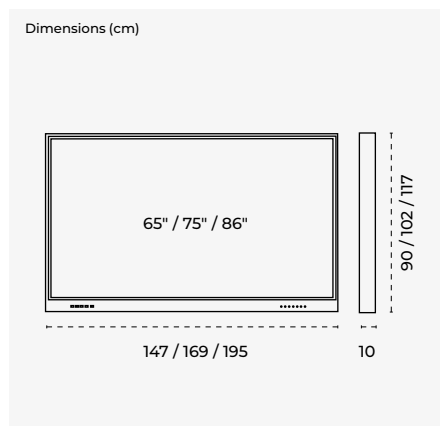
VIDEO



INTERACTIVE MONITOR - STANDARD RANGE



Cutting-edge interactive monitors from the STANDARD series, designed to enhance communication needs in the education and private enterprise sectors. These monitors are tailored for complete adaptation to each user's needs. Without the Android system, they feature 4K UHD resolution and built-in speakers made with high-quality materials. The outer casing is crafted from steel for maximum external protection. The 4mm tempered glass with minimal friction allows for agile use and maximum protection against potential impacts, enabling safe cleaning with any cleaning product. They come with a 3-year warranty and customer support in Spain and Portugal.



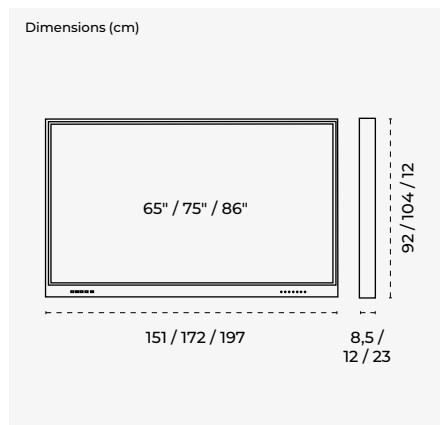
Ref.	Description	Qty.	cm (product)	cm (packaging)	kg / m ³ (packaging)
● INTERAC65S	Interactive monitor 4K LED 65" - TX range	1	147 x 90 x 10	160 x 100 x 23	45 kg / 0,368 m ³
● INTERAC75S	Interactive monitor 4K LED 75" - TX range	1	169 x 102 x 10	182 x 118 x 23	60 kg / 0,493 m ³
● INTERAC86S	Interactive monitor 4K LED 86" - TX range	1	195 x 117 x 10	208 x 133 x 23	75 kg / 0,636 m ³

● Prices upon request with Rocada (prices of technological products may undergo sudden variations)

INTERACTIVE MONITOR - TX RANGE



Cutting-edge interactive monitors from the TX series, designed to enhance communication needs in the education and private enterprise sectors. Equipped with the Android operating system, 4K UHD resolution, Wi-Fi, and "mirroring" system for simultaneous viewing and interaction with multiple devices. Built-in speakers made with high-quality materials. The outer casing is crafted from steel for maximum external protection. 4mm tempered glass with minimal friction for agile use and maximum protection against potential impacts, allowing safe cleaning with any cleaning product. 5-year warranty and customer support in Spain and Portugal.



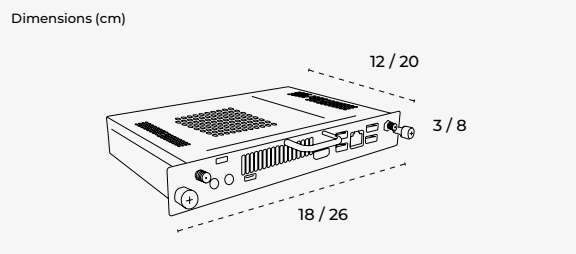
Ref.	Description	Qty.	cm (product)	cm (packaging)	kg / m ³ (packaging)
● INTERAC65TX	Interactive monitor 4K LED 65" - Standard range	1	151 x 92 x 8.5	166 x 102 x 23	50 kg / 0,389 m ³
● INTERAC75TX	Interactive monitor 4K LED 75" - Standard range	1	172 x 104 x 12	185 x 120 x 23	65 kg / 0,510 m ³
● INTERAC86TX	Interactive monitor 4K LED 86" - Standard range	1	197 x 117 x 23	210 x 133 x 24	80 kg / 0,670 m ³

● Prices upon request with Rocada (prices of technological products may undergo sudden variations)

BUILT-IN COMPUTERS



Optional integrated computers to enhance data transmission speed with preinstalled Android or Windows 11 PRO operating system (depending on the model) and license.



Ref.	Description	Qty.	cm (product)	cm (packaging)	kg / m ³ (packaging)
● INTERAC-PC5	PC-OPS 4K i5 Windows 11	1	18 x 3 x 12	26 x 20 x 8	2 kg / 0,004 m ³
● INTERAC-PC7	PC-OPS 4K i7 Windows 11	1	18 x 3 x 12	26 x 20 x 8	2 kg / 0,004 m ³
●● INTERAC-GL	OPS Android Google	1	26 x 8 x 20	27 x 21 x 9	0,75 kg / 0,005 m ³

● Prices upon request with Rocada (prices of technological products may undergo sudden variations)

●● PC-OPS compatible with standard interactive monitors

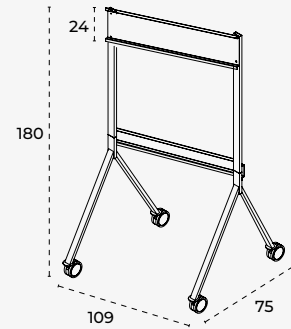
MOBILE SUPPORT ST2 FOR INTERACTIVE DISPLAYS



Mobile support for interactive displays from 65" to 86". It has 4 high-resistant wheels with safety brake. Structure made in steel.

Supplied unassembled.

Dimensions (cm)



Ref.	Description	Qty.	cm (product)	cm (packaging)	kg / m ³ (packaging)
INTERAC-ST2	Mobile support ST2	1	109 x 180 x 75	120 x 80 x 8	22 kg / 0,076 m ³

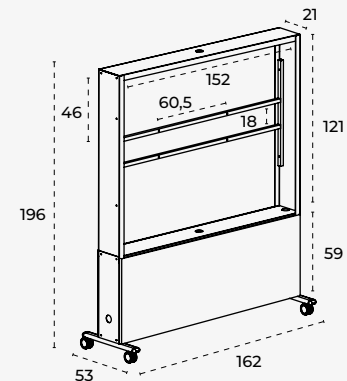
MOBILE SUPPORT ST100 FOR INTERACTIVE DISPLAYS



Mobile stand with a sleek design and functionality compatible with 65" interactive monitors. A perfect combination of metallic and wooden finishes for maximum elegance. Its structure allows the use of accessories for all types of presentations and easy connection between them thanks to the various cable routing channels. Ample lower area for storing various devices, batteries, or power sources for total autonomy. Equipped with 4 wheels with a safety brake.

Delivered unassembled.

Dimensions (cm)



Ref.	Description	Qty.	cm (product)	cm (packaging)	kg / m ³ (packaging)
INTERAC-ST100	Mobile support ST100	1	162 x 198 x 50	-	53,00 kg / 0,150 m ³

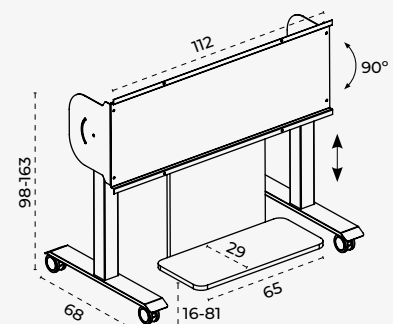
MOBILE SUPPORT ST6 FOR INTERACTIVE DISPLAYS



Mobile stand compatible with 65", 75", and 86" interactive monitors. Steel frame composed of 3-level height-adjustable columns through an electric mechanism (60cm). Upper structure with a 90° rotation system to work with the monitor horizontally based on each need. It includes a large front tray as support for all types of accessories used during a presentation. Equipped with 4 wheels with a safety brake.

Delivered assembled.

Dimensions (cm)



Ref.	Description	Qty.	cm (product)	cm (packaging)	kg / m ³ (packaging)
INTERAC-ST6	Mobile support ST6	1	112 x 98-163 x 68	120 x 112 x 80	33 kg / 1,075 m ³



SKIN


SKIN

Modular **SKINWHITEBOARDS** offer significant advantages over traditional whiteboards. Its modular structure and finishes allow you to improve communication in any environment. In addition, they are easy to transport and install, making them very practical and versatile. Some models also have German GS certification, which guarantees safety, quality and continuity in the production of the product, giving the user a feeling of security when purchasing. **SKINWHITEBOARD** is undoubtedly an excellent option for improving communication in any environment, offering practical and aesthetic advantages over traditional whiteboards.

MODULAR WHITEBOARD



Easy transport



Easy access



Easy installation



Reference
to be consulted

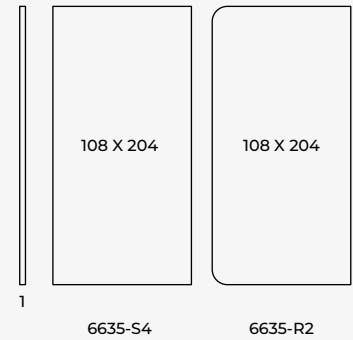
VIDEO



SKIN CERAMIC



Dimensions (cm)



SkinCERAMIC is a modular whiteboard and a multifunctional panel that, thanks to its modern frameless design and magnetic attachment, allows it to be placed vertical or horizontally making infinite compositions possible, expanding according to your needs, from a single unit to a whole wall.

Thanks to its new enamelled finish, SkinCERAMIC can be used in the most demanding environments, schools, high schools and training rooms where writing is continuous. Its surface made of enamelled steel sheet allows daily writing, with minimum maintenance and maximum guarantees.



(RAL 9003)

Secure packaging

Years guarantee **25**

Ref.	Description	Qty.	cm (surface)	cm (packaging)	kg / m ³ (packaging)
6635-S4	White enamelled Skinwhiteboard with 4 straight corners	1	108 x 204	225 x 140 x 6	44 kg / 0,945 m ³
6635-R2	White enamelled Skinwhiteboard with 2 rounds corners	1	108 x 204	225 x 140 x 6	44 kg / 0,945 m ³

SKIN PRO



The SkinPRO is a modular whiteboard and a multifunctional panel that, thanks to its modern, frameless design and magnetic attachments, allows for the creation of a writing surface as large as required, simply by joining modules together. The panels can be placed vertical or horizontally, in infinite compositions and expanding in size as required, from a single unit to covering an entire wall. In addition, its finishes and accessories increase its functionality with multiple uses.

Its new special finish with additional surface protection made of polymeric materials (PET) means the SkinPRO can be used in frequent-use environments. Its surface allows continuous writing with minimum maintenance and maximum guarantees.

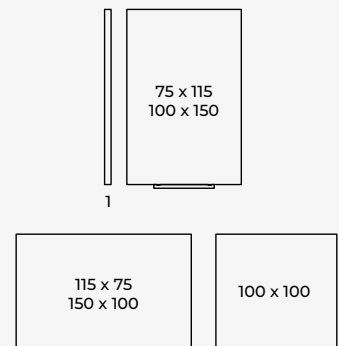


(RAL 9003)



(RAL 9006)

Dimensions (cm)



Secure packaging

Years guarantee **15**



Reference to be consulted

Ref.	Description	Qty.	cm (surface)	cm (packaging)	kg / m ³ (packaging)
6520PRO	Skinwhiteboard professional - Additional protection (PET) - White	1	75 x 115	124 x 84 x 3	8,15 kg / 0,031 m ³
6525PRO	Skinwhiteboard professional - Additional protection (PET) - White	1	100 x 100	109 x 109 x 3	10,5 kg / 0,035 m ³
6521PRO	Skinwhiteboard professional - Additional protection (PET) - White	1	100 x 150	159 x 109 x 3	16,10 kg / 0,052 m ³
● 6520PRO-9006	Skinwhiteboard professional - Additional protection (PET) - Silver	1	75 x 115	124 x 84 x 3	8,15 kg / 0,031 m ³
● 6521PRO-9006	Skinwhiteboard professional - Additional protection (PET) - Silver	1	100 x 150	159 x 109 x 3	16,10 kg / 0,052 m ³

● Silver finishes available until stocks last

! = Finishes on request

Product sizes = width x height x depth (cm)

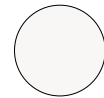
SKIN PRO-DUO



The SkinPRO-DUO is a 200 x 100 cm modular whiteboard made up of two 100 x 100 cm multifunctional panels, which, thanks to its modern frameless design and magnetic fixing, allows to create a writing surface as large as desired simply by joining modules together, with the possibility of placing them vertically and horizontally, making infinite compositions possible and with the possibility of growing according to

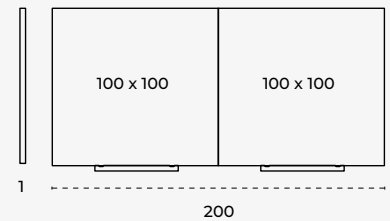
your needs, from a unit to covering a wall.

Its new special finish with additional surface protection made of polymeric materials (PET) means the SkinPRO can be used in frequent-use environments. Its surface allows continuous writing with minimum maintenance and maximum guarantees.



(RAL 9003)

Dimensions (cm)



Secure packaging

Years guarantee **15**

Ref.	Description	Qty.	cm (surface)	cm (packaging)	kg / m ³ (packaging)
6525PRO-DUO	Skinwhiteboard professional of 2 modules of 100x100 cm - Additional protection (PET) - White	1	200 x 100	109 x 109 x 3	18,50 kg / 0,045 m ³

SKIN COLOUR

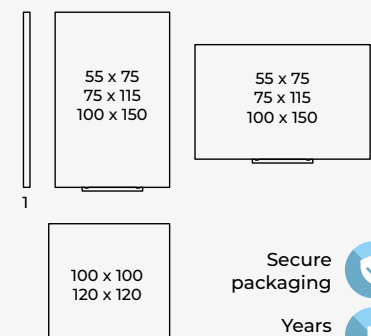


Reference to be consulted

The SkinPRO is a modular whiteboard and a multifunctional panel that, thanks to its modern, frameless design and magnetic attachments, allows for the panels to be placed vertical or horizontally, in infinite compositions, and expanding coverage as required, from a single unit to covering an entire wall. In addition, its finishes and accessories increase its functionality with multiple uses.

Sort tasks by colour, customize your company's departments, improve how information is displayed, etc. The different finishes are fully compatible with dry erase markers and combine perfectly with all kinds of environments and will also give your office a fresh, modern feel.

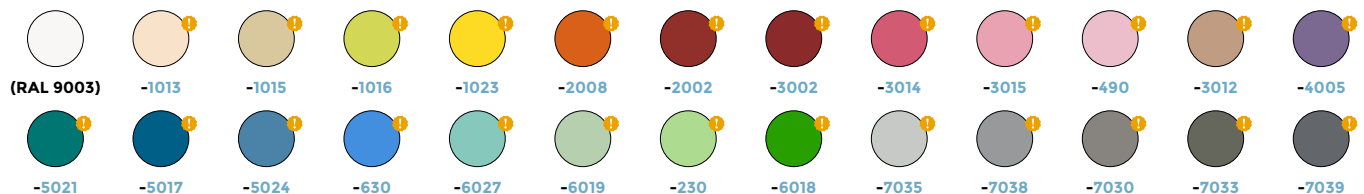
Dimensions (cm)



Secure packaging

Years guarantee **5**

Ref.	Description	Qty.	cm (surface)	cm (packaging)	kg / m ³ (packaging)
6419R	Skinwhiteboard lacquered surface - White	1	55 x 75	83 x 63 x 3	4,40 kg / 0,016 m ³
6420R	Skinwhiteboard lacquered surface - White	1	75 x 115	124 x 84 x 3	8,15 kg / 0,031 m ³
6425R	Skinwhiteboard lacquered surface - White	1	100 x 100	109 x 109 x 3	10,50 kg / 0,035 m ³
6426R	Skinwhiteboard lacquered surface - White	1	120 x 120	129 x 129 x 3	14,70 kg / 0,049 m ³
6421R	Skinwhiteboard lacquered surface - White	1	100 x 150	159 x 109 x 3	16,10 kg / 0,052 m ³
6419R-COLOUR	Skinwhiteboard lacquered surface	1	55 x 75	83 x 63 x 3	4,40 kg / 0,016 m ³
6420R-COLOUR	Skinwhiteboard lacquered surface	1	75 x 115	124 x 84 x 3	8,15 kg / 0,031 m ³
6425R-COLOUR	Skinwhiteboard lacquered surface	1	100 x 100	109 x 109 x 3	10,50 kg / 0,035 m ³
6426R-COLOUR	Skinwhiteboard lacquered surface	1	120 x 120	129 x 129 x 3	14,70 kg / 0,049 m ³
6421R-COLOUR	Skinwhiteboard lacquered surface	1	100 x 150	159 x 109 x 3	16,10 kg / 0,052 m ³



SKIN DUO



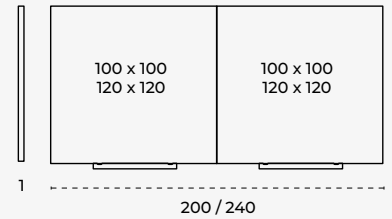
The Skin-DUO is a 200 x 100 cm / 240 x 120 cm modular whiteboard made up of two multifunctional panels, which, thanks to its modern frameless design and magnetic fixing, allows to create a writing surface as large as desired simply by joining modules together, with the possibility of placing them vertically and horizontally, making infinite compositions possible and with the possibility of growing according to your needs, from a unit to covering a wall. In

addition, its finishes and accessories increase its functionality with multiple uses.

You can organise tasks by colours and customise your company departments, make information easier to view, etc. The different finishes are totally compatible with dryerase markers, and also perfectly match all different kinds of settings, providing a modern and fresh feel in your office.



Dimensions (cm)



Secure packaging

Years guarantee **5**

Ref.	Description	Qty.	cm (surface)	cm (packaging)	kg / m ³ (packaging)
6425DUO	Skinwhiteboard of 2 modules of 100x100 cm - White	1	200 x 100	109 x 109 x 3	18,50 kg / 0,045 m ³
6426DUO	Skinwhiteboard of 2 modules of 120x120 cm - White	1	240 x 120	129 x 129 x 3	25.9 kg / 0.053m ³

SKIN SHAPE

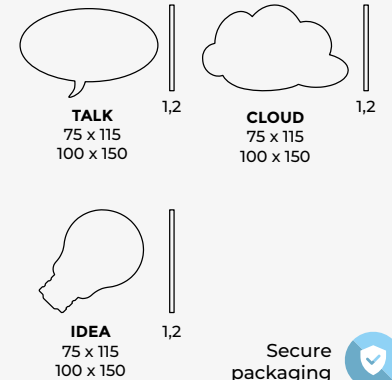


SkinSHAPE are metal, magnetic, frameless whiteboards with 3 innovative shapes to choose from:

- SkinTALK: Dialog visual
- SkinCLOUD: Cloud visual
- SkinIDEA: Light bulb visual

The innovative attachment system allows for easy and economical installation. The different finishes are fully compatible with dry erase markers and the designs will give your office a modern and more creative touch, bringing a more casual appearance to your space and making your presentations more visual and effective.

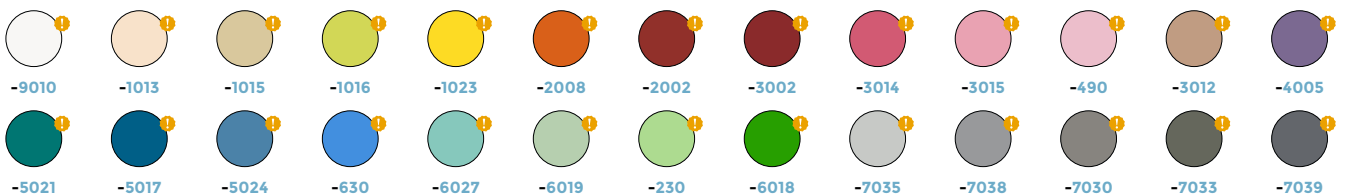
Dimensions (cm)



Secure packaging

Years guarantee **5**

Ref.	Description	Qty.	cm (surface)	cm (packaging)	kg / m ³ (packaging)
6440-COLOUR	Skinshape TALK lacquered surface	1	75 x 115	124 x 84 x 3	8,15 kg / 0,031 m ³
6441-COLOUR	Skinshape TALK lacquered surface	1	100 x 150	159 x 109 x 3	16,10 kg / 0,052 m ³
6450-COLOUR	Skinshape CLOUD lacquered surface	1	75 x 115	124 x 84 x 3	8,15 kg / 0,031 m ³
6451-COLOUR	Skinshape CLOUD lacquered surface	1	100 x 150	159 x 109 x 3	16,10 kg / 0,052 m ³
6460-COLOUR	Skinshape IDEA lacquered surface	1	75 x 115	124 x 84 x 3	8,15 kg / 0,031 m ³
6461-COLOUR	Skinshape IDEA lacquered surface	1	100 x 150	159 x 109 x 3	16,10 kg / 0,052 m ³



SKIN MATT

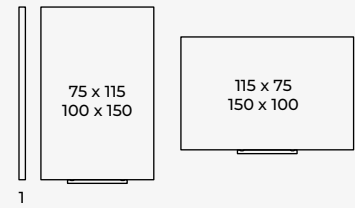


Its new matt finish means the SkinMATT can be used as a projection screen for video projectors, and is also fully compatible with dry erase markers. Its surface finish offers easy erasure and very effective maintenance thanks to its tolerance to alcohol for the cleaning. Very easy to clean with our cleaning sprays.



(RAL 9003)

Dimensions (cm)



Secure packaging

Ref.	Description	Qty.	cm (surface)	cm (packaging)	kg / m ³ (packaging)
6420MATT	Skin MATT lacquered matte surface	1	75 x 115	124 x 84 x 3	8,15 kg / 0,031 m ³
6421MATT	Skin MATT lacquered matte surface	1	100 x 150	159 x 109 x 3	16,10 kg / 0,052 m ³

- Skin MATT whiteboard surfaces can be cleaned with alcohol

SKIN LIQUID

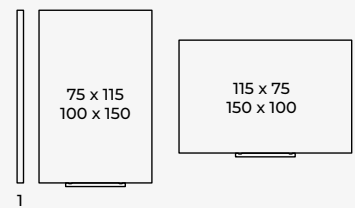


Its lacquered, black, magnetic finish allows the SkinLIQUID to be used with liquid chalk markers and/or dry erase markers. Ideal for restaurants, bars and shops. Its excellent modularity allows you to create all kinds of configurations that fit in with your current requirements.



(RAL 9005)

Dimensions (cm)




Secure packaging

Ref.	Description	Qty.	cm (surface)	cm (packaging)	kg / m ³ (packaging)
6820V19	Skin LIQUID lacquered surface liquid chalk markers	1	75 x 115	124 x 84 x 3	8,15 kg / 0,031 m ³
6821V19	Skin LIQUID lacquered surface liquid chalk markers	1	100 x 150	159 x 109 x 3	16,10 kg / 0,052 m ³

SKIN AGILE

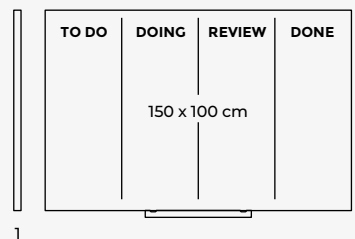


Designed to be a control and organizational table, to enhance efficiency within team and to allow different working methodologies to be applied when executing projects that require speed and flexibility. Ideal for easily and conveniently reporting, visualizing and identifying exactly what phase each pending task is in.



(RAL 9003)

Dimensions (cm)



Secure packaging

Ref.	Description	Qty.	cm (surface)	cm (packaging)	kg / m ³ (packaging)
6421AG	Skin AGILE lacquered surface	1	100 x 150	159 x 109 x 3	16,10 kg / 0,052 m ³


SKIN PLANNER



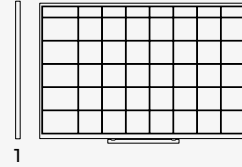
SkinPLANNER is especially designed for planning meetings, presentations, visits, etc. Annual layout comes as standard, though there is another, completely customizable version, providing templates in 4 languages, with multiple options: Numbers, days of the week, process states, etc. Whiteboard fully compatible with dry erase markers.



Dimensions (cm)



ref. 6420YP
115 x 75




ref. 6420UP
115 x 75

Secure packaging

Ref.	Description	Qty.	cm (surface)	cm (packaging)	kg / m ³ (packaging)
6420YP	Skin PLANNER yearly layout - lacquered - white	1	75 x 115	124 x 84 x 3	8,15 kg / 0,031 m ³
6420UP	Skin PLANNER universal layout - lacquered - white	1	75 x 115	124 x 84 x 3	8,15 kg / 0,031 m ³

● Adhesive template included

SKIN MUSIC



Thanks to its new pentagram finish and the modularity of the SKIN system, the SkinMUSIC system stands out as one of the best tools for studying and creating all kinds of music. Its pentagram finish is fully compatible with dry erase markers.



Dimensions (cm)



ref. 6420RM
75 x 115



ref. 6421RM
100 x 115



ref. 6421RMH
150 x 100

Secure packaging

Ref.	Description	Qty.	cm (surface)	cm (packaging)	kg / m ³ (packaging)
6420RM	Skin MUSIC lacquered surface 5 pentagram	1	75 x 115	124 x 84 x 3	8,15 kg / 0,031 m ³
6421RM	Skin MUSIC lacquered surface 6 pentagram	1	100 x 150	159 x 109 x 3	16,10 kg / 0,052 m ³
6421RMH	Skin MUSIC lacquered surface 4 pentagram	1	150 x 100	159 x 109 x 3	16,10 kg / 0,052 m ³



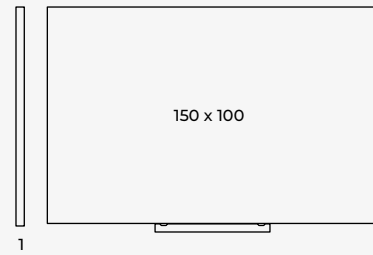
SKIN MAP



The SkinMAP is a metal, frameless, whiteboard especially designed to illustrate using, and work with, maps. The entire surface supports magnets and other magnetic accessories, as well as being fully compatible with dry erase markers. Available with Worldwide, European and Spanish maps, depending on the model.



Dimensions (cm)



Secure packaging

Years guarantee **10**

Ref.	Description	Qty.	cm (surface)	cm (packaging)	kg / m ³ (packaging)
6421MAPWD	Skin MAP lacquered surface - World	1	150 x 100	159 x 109 x 3	16,10 kg / 0,052 m ³
6421MAPUE	Skin MAP lacquered surface - Europe	1	150 x 100	159 x 109 x 3	16,10 kg / 0,052 m ³
6421MAPSP	Skin MAP lacquered surface - Spain	1	150 x 100	159 x 109 x 3	16,10 kg / 0,052 m ³

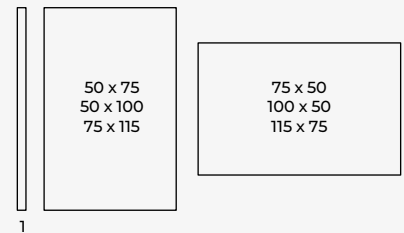
SKIN PINBOARD



SkinPINBOARD is a frameless, upholstered, modular panel, designed for attaching documents using pins or other clamping elements. Its modern design allows them to be positioned vertically and horizontally to create multiple combinations. Available in 2 different colours depending on the model, with hassle-free installation, saving time and money.



Dimensions (cm)



Secure packaging

Ref.	Description	Qty.	cm (surface)	cm (packaging)	kg / m ³ (packaging)
6249-COLOUR	Skin PINBOARD upholstered according each model	1	50 x 75	83 x 63 x 3	2,00 kg / 0,016 m ³
6248-COLOUR	Skin PINBOARD upholstered according each model	1	50 x 100	109 x 59 x 3	3,00 kg / 0,019 m ³
6250-COLOUR	Skin PINBOARD upholstered according each model	1	75 x 115	124 x 84 x 3	3,00 kg / 0,031 m ³

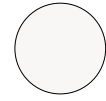


SKIN CUBE



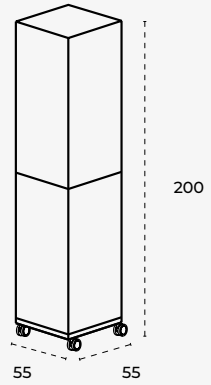
Information exchange requires visual management solutions that are updated as quickly and efficiently as possible. SkinCUBE is born with this in mind. 4 sides made from magnetic lacquered steel sheet, compatible with dry erase markers. Built with an inner structure in DM and set on heavy-duty, designer casters to make mobility straightforward.

Easy to assemble.



(RAL 9003)

Dimensions (cm)

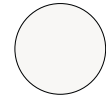


Ref.	Description	Qty.	cm (product)	cm (packaging)	kg / m ³ (packaging)
6876S4	Skin CUBE lacquered - White	1	55 x 200 x 55	130 x 120 x 80	40,00 kg / 1,248 m ³

SKIN SUPPORT

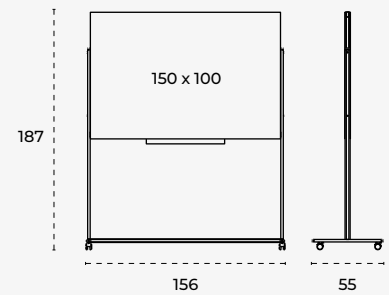


SkinSUPPORT is the movable double-sided support for the SkinWHITEBOARD whiteboard range. They are very robust and have a simple aesthetic design. Magnetic fixing system using the patented Skin system. The support allows you to attach a board on each side, allowing you to have a two-sided board. Compatible with SkinPRO, SkinCOLOUR, SkinAGILE, SkinMATT, SkinMUSIC, SkinLIQUID and SkinMAP boards measuring 100 x 150 cm. Whiteboards not included.



(RAL 9003)

Dimensions (cm)




Ref.	Description	Qty.	cm (product)	cm (packaging)	kg / m ³ (packaging)
6875	Skinsupport, mobile support for Skinwhiteboard 150x100cm	1	187 x 150 x 55	159 x 100 x 7	17,10 kg / 0,111 m ³

● Whiteboards not included

SKIN BLOCK

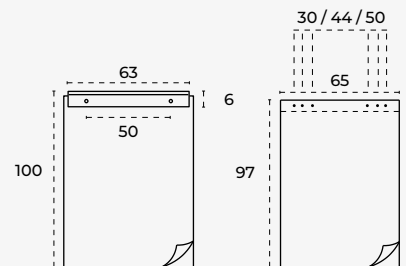


SkinBLOCK is the perfect accessory to fit any SkinWHITEBOARD. It includes attachments and a 20-sheet block of 70 g paper. Easy installation and easy replacement makes communication agile at all times.



(RAL 7038)

Dimensions (cm)



Ref.	Description	Qty.	cm (product)	cm (packaging)	kg / m ³ (packaging)
6430R	Paperclamp and paperblock accessory for the Skin range	1	65 x 100 x 1,2	87 x 8 x 8	1,60 kg / 0,005 m ³

COMPARISON AND TYPES OF SKINWHITEBOARD



Reference to be consulted

SKIN



Skin CERAMIC



Skin PRO
Skin PRO-DUO



Skin COLOUR
Skin DUO



Skin SHAPE




Skin MATT



Skin LIQUID

Years guarantee	25	15	5	5	3	3
GS certification	<input type="radio"/>	<input checked="" type="radio"/>	<input checked="" type="radio"/>	<input type="radio"/>	<input type="radio"/>	<input type="radio"/>
Frequency of use	★★★★★	★★★★★	★★★★★	★★★★★	★★★★★	★★★★★
Magnetic	<input checked="" type="radio"/>	<input checked="" type="radio"/>	<input checked="" type="radio"/>	<input checked="" type="radio"/>	<input checked="" type="radio"/>	<input checked="" type="radio"/>
Surface type Markers	Enamelled	Lacquered with additional protection (PET)	Lacquered	Lacquered	Matte lacquered	Lacquered
Markers	Dry-erase	Dry-erase	Dry-erase	Dry-erase	Dry-erase	Liquid chalk
Tray fixing type	-	"Click" system	"Click" system	Magnetic	"Click" system	"Click" system
Projection suitable surface	<input type="radio"/>	<input type="radio"/>	<input type="radio"/>	<input type="radio"/>	<input checked="" type="radio"/>	<input type="radio"/>
Scratch resistance	<input checked="" type="radio"/>	<input type="radio"/>	<input type="radio"/>	<input type="radio"/>	<input type="radio"/>	<input type="radio"/>
Alcohol-resistant surface	<input checked="" type="radio"/>	<input checked="" type="radio"/>	<input type="radio"/>	<input type="radio"/>	<input checked="" type="radio"/>	<input type="radio"/>
Cleaning type	Water / alcohol for spot cleaning	Water / alcohol for spot cleaning	Water regularly	Water regularly	Water / alcohol for spot cleaning	Water regularly
Compatible with SkinSUPPORT	<input type="radio"/>	<input checked="" type="radio"/>	<input checked="" type="radio"/>	<input type="radio"/>	<input checked="" type="radio"/>	<input checked="" type="radio"/>
Compatible with SkinBLOCK	<input type="radio"/>	<input checked="" type="radio"/>	<input checked="" type="radio"/>	<input type="radio"/>	<input checked="" type="radio"/>	<input checked="" type="radio"/>
Units per pallet	10 approximate units	40 approximate units	40 approximate units	40 approximate units	40 approximate units	40 approximate units



Skin AGILE

Skin PLANNER

Skin MUSIC

Skin MAP

Skin PINBOARD

Skin CUBE

3	3	3	10	3	3	Years guarantee
<input type="radio"/>	<input type="radio"/>	<input type="radio"/>	<input type="radio"/>	<input type="radio"/>	<input type="radio"/>	GS certification
★★★★★	★★★★★	★★★★★	★★★★★	★★★★★	★★★★★	Frequency of use
<input checked="" type="radio"/>	<input checked="" type="radio"/>	<input checked="" type="radio"/>	<input checked="" type="radio"/>	<input type="radio"/>	<input checked="" type="radio"/>	Magnetic
Lacquered	Lacquered	Lacquered	Vinyl	Upholstered	Lacquered	Surface type Markers
Dry-erase	Dry-erase	Dry-erase	Dry-erase	Pushpins	Dry-erase	Markers
"Click" system	"Click" system	"Click" system	"Click" system	-	-	Tray fixing type
<input type="radio"/>	<input type="radio"/>	<input type="radio"/>	<input type="radio"/>	<input type="radio"/>	<input type="radio"/>	Projection suitable surface
<input type="radio"/>	<input type="radio"/>	<input type="radio"/>	<input type="radio"/>	<input checked="" type="radio"/>	<input type="radio"/>	Scratch resistance
<input type="radio"/>	<input type="radio"/>	<input type="radio"/>	<input type="radio"/>	<input type="radio"/>	<input type="radio"/>	Alcohol-resistant surface
Water regularly	Water regularly	Water regularly	Water regularly	-	Water regularly	Cleaning type
<input checked="" type="radio"/>	<input type="radio"/>	<input checked="" type="radio"/>	<input checked="" type="radio"/>	<input type="radio"/>	<input type="radio"/>	Compatible with SkinSUPPORT
<input checked="" type="radio"/>	<input checked="" type="radio"/>	<input checked="" type="radio"/>	<input checked="" type="radio"/>	<input type="radio"/>	<input type="radio"/>	Compatible with SkinBLOCK
30 approximate units	30 approximate units	30 approximate units	30 approximate units	80 approximate units	1 unit	Units per pallet

NATURAL

Shapes inspired by nature. The NATURAL collection is the result of our years of experience in which we have tried to return to our environment the simplicity and balance inherent in every natural element. Forms, materials, concepts, relationships, ... words that define a transversal framework to become another part of an ecosystem where everything has a meaning and a

function, so that the natural rhythm continues its historical course. It seeks to simulate the natural to enhance its benefits, senses and vital functions. Origins of different principles that come together to achieve a formal and sensory balance.

NATURAL

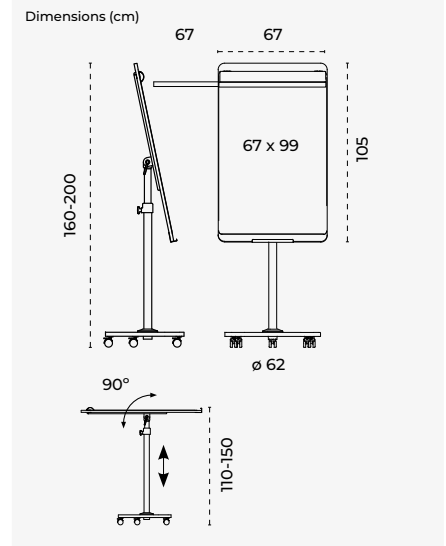


MULTIFUNCTIONAL MOBILE FLIPCHART



Mobile magnetic flipchart from the NATURAL range with a structure combining steel and wood-finished melamine. Lacquered surface suitable for writing with dry-erase markers. Melamine base with 5 wheels. Universal paper block holder. Height adjustable up to 200 cm with springs. Its adjustments allow for use in various positions, facilitating work even for people with reduced mobility. Its unique rotation system in the market allows it to transform into a table by turning the surface to a horizontal position. Includes 2 extendable side arms to display two sheets of paper simultaneously in presentations.

Easy assembly.



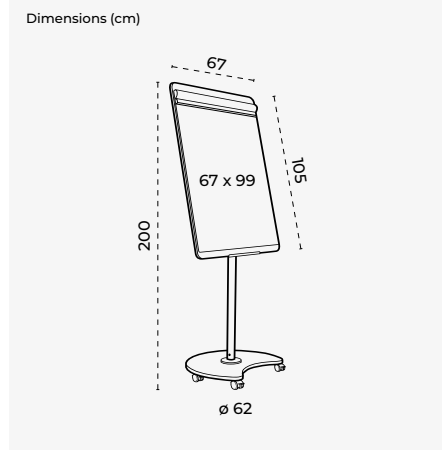
Ref.	Description	Qty.	cm (product)	cm (packaging)	kg / m ³ (packaging)
NAT0618	Mobile lacquered flipchart with 2 arms transformable into a table	1	69 x 160-200 x 62	113 x 78 x 13	21.50 kg / 0.115 m ³

MOBILE FLIPCHART



Mobile magnetic flipchart from the NATURAL range with a structure combining steel and wood-finished melamine. Lacquered surface suitable for writing with dry-erase markers. Melamine base with 5 wheels. Universal paper block holder. Includes 2 side arms as standard.

Easy assembly.



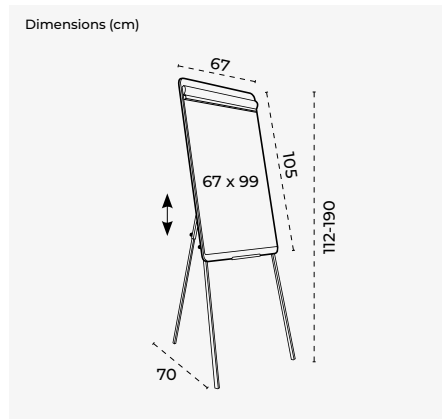

Ref.	Description	Qty.	cm (product)	cm (packaging)	kg / m ³ (packaging)
NAT0616	Mobile lacquered flipchart with 2 arms	1	69 x 200 x 62	67 x 200 x 62	17.60 kg / 0.115 m ³

TRIPOD FLIPCHART



Magnetic tripod flipchart from the NATURAL range with great stability, featuring a structure combining steel and wood-finished melamine. Lacquered surface suitable for writing with dry-erase markers. Universal paper block holder. Height adjustable up to 195 cm with a writing surface of 67 x 99 cm. Includes 1 telescopic arm.

Easy assembly.



Ref.	Description	Qty.	cm (product)	cm (packaging)	kg / m ³ (packaging)
NAT0610	Lacquered metal tripod flipchart with 1 arm	1	67 x 112-190 x 70	113 x 78 x 13	19.30 kg / 0.115 m ³

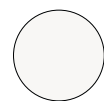
MOBILE WHITEBOARD (DOBLE SIDE)



VIDEO

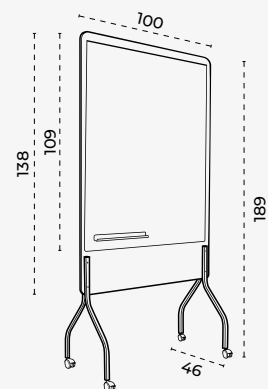
Double-sided mobile stand from the NATURAL range, with lacquered boards on both sides fully compatible with dry-erase markers. A mobile stand that combines steel and melamine with a modern and minimalist design. It has wheels with brakes for easy movement and mobility. Useful writing surface measurement of 92 x 125 cm on both sides. Included 40 cm magnetic tray.

Easy assembly.



(RAL 9003)

Dimensions (cm)



Ref.	Description	Qty.	cm (product)	cm (packaging)	kg / m ³ (packaging)
NAT8100	Mobile stand with lacquered boards of 100x113cm on both sides	1	100 x 192 x 46	-	31.40 kg / 0.059 m ³

INFORMATION PANELS

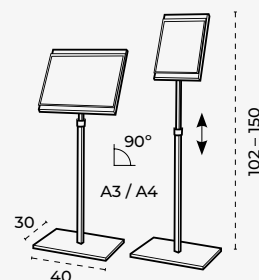


VIDEO

NATURAL range magnetic information panels with metal structure and height-adjustable melamine stands, with a 360° rotary panel allowing DIN A3 or DIN A4 format documents to be attached, depending on the model. Surface not suitable for writing with markers. Includes a magnetic sleeve for protecting the paper holding the information.

Easy assembly.

Dimensions (cm)



Ref.	Description	Qty.	cm (product)	cm (packaging)	kg / m ³ (packaging)
NAT0705	Display DIN A4 with height adjustable system	1	40 x 102-150 x 30	80 x 79 x 9	6.80 kg / 0.057 m ³
NAT0706	Display DIN A3 with height adjustable system	1	40 x 102-150 x 30	80 x 79 x 9	8.30 kg / 0.057 m ³


WHITEBOARDS



VIDEO

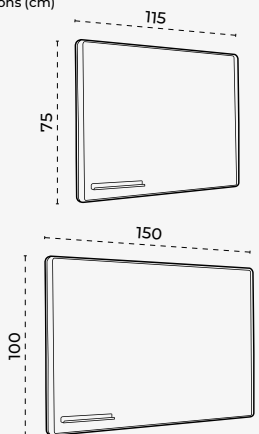
Wall-mounted multi-purpose and magnetic whiteboards in the NATURAL range on melamine support that allows for vertical or horizontal orientations thanks to its magnetic fixing that adapt to your needs. Lacquered surface and fully compatible with dry erase markers.

The NATURAL whiteboards fit in perfectly in any setting, adding a more modern, warm and natural touch to your office space. Easy assembly. 40 cm magnetic tray included. 2 sizes to choose from.



(RAL 9003)

Dimensions (cm)



Ref.	Description	Qty.	cm (product)	cm (packaging)	kg / m ³ (packaging)
NAT6420	Magnetic and laquered whiteboard 75x115cm	1	75 x 115 x 1,2	124 x 84 x 3	9.35 kg / 0.031 m ³
NAT6421	Magnetic and laquered whiteboard 100x150cm	1	100 x 150 x 1,2	159 x 109 x 3	18.85 kg / 0.052 m ³

REVOLVING + WHITEBOARD

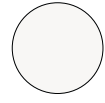


VIDEO



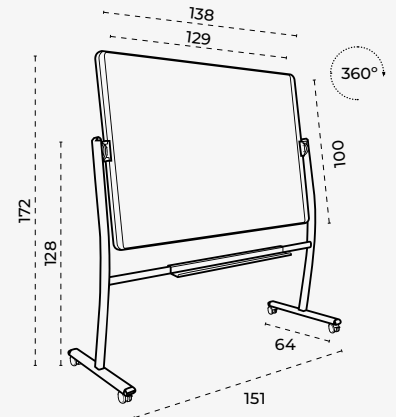
NATURAL range rotating movable stand, with double-sided whiteboard with melamine base included. The lacquered surface is ideal for dry erase markers.

The metallic CURVE support (a designer, ergonomically shaped, curved structure) features the new FREE ROTATION system, which allows for safe rotation of the whiteboard when flipping sides while avoiding swinging or vibration while writing. Tray for writing utensils included, designer wheels with brakes. Easy assembly.



(RAL 9003)

Dimensions (cm)



Ref.	Description	Qty.	cm (product)	cm (packaging)	kg / m ³ (packaging)
NAT6871V22	Mobile double-sided support with lacquered boards 100x138cm on both sides	1	151 x 172 x 64	-	39.00 kg / 0.640 m ³

MOBILE SUPPORT DOUBLE SIDE



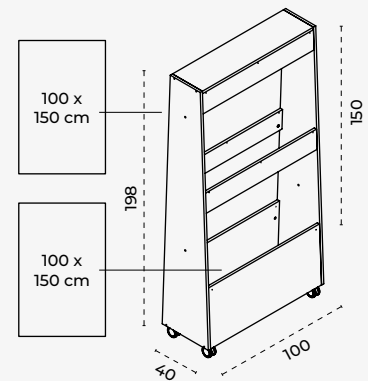
VIDEO



Double-sided movable support for the NATURAL range, compatible with 100 x 150 cm SKINWHITEBOARD whiteboards. Made from melamine and designed to bring warmth and modernity to conference rooms and workspaces. Magnet fixing system as per the patented Skin system. Useable writing surface size of 100 x 150 cm.

Easy assembly.

Dimensions (cm)



Ref.	Description	Qty.	cm (product)	cm (packaging)	kg / m ³ (packaging)
NAT3100	Mobile support double side for Skinwhiteboard of 100x150cm	1	100 x 198 x 40	-	46.40 kg / 0.698 m ³

● SKINWHITEBOARD whiteboards not included



VISUALLINE

Wide range of concepts that define the diverse actions performed in all types of communication between people. Concepts in which the sender and the receiver play a very important role in the development and scope of the goal. Visualline remains another part of this metaphorical structure, since its wide range of products aims to facilitate communication between people by

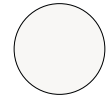
offering answers to needs in all types of environments. Personalization, dimensions, finishes, materials, etc. can be starting points for each of our designs, which are designed for people and their work environment, aiming to make everyday life a more bearable experience at all times.



ENAMELLED WHITEBOARD WITH ALUMINIUM FRAME



Enamelled boards with anodized aluminium frame, PVC trim and a galvanized rear. 25-year warranty and a surface that is ideal for dry erase markers. Every board includes a pen tray and accessories for wall mounting. Shipped with the frame assembled as standard. Recommended for daily and intensive use.



White
Enamelled

Dimensions (cm)



45 / 60 /
90 / 100/
120

60 / 90 / 120 / 150 / 180 / 200 / 240

Years guarantee **25**

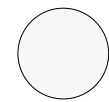
Ref.	Description	Qty.	cm (product)	cm (packaging)	kg / m ³ (packaging)
6500	Enamelled whiteboard with aluminium frame	1	60 x 45 x 1,2	72 x 47 x 3	2,45 kg / 0,007 m ³
6502	Enamelled whiteboard with aluminium frame	1	90 x 60 x 1,2	103 x 62 x 3	4,60 kg / 0,016 m ³
6504	Enamelled whiteboard with aluminium frame	1	120 x 90 x 1,2	133 x 92 x 3	8,81 kg / 0,031 m ³
6507	Enamelled whiteboard with aluminium frame	1	150 x 120 x 1,2	165 x 126 x 3	14,33 kg / 0,052 m ³
6508	Enamelled whiteboard with aluminium frame	1	180 x 120 x 1,2	200 x 126 x 3	17,05 kg / 0,063 m ³
6511	Enamelled whiteboard with aluminium frame	1	200 x 120 x 1,2	220 x 126 x 3	16,40 kg / 0,069 m ³
6512	Enamelled whiteboard with aluminium frame	1	240 x 120 x 1,2	259 x 126 x 3	22,47 kg / 0,082 m ³

IMPORTANT NOTE: Save time and money with the SKINWHITEBOARD alternative

LACQUERED WHITEBOARD WITH ALUMINIUM FRAME



Lacquered boards with anodized aluminium frame, PVC trim and galvanized rear. 2-year warranty and a surface that is ideal for dry erase markers. Every board includes a pen tray and accessories for wall mounting. Shipped with the frame assembled as standard. Recommended for frequent use.



White
lacquered

Dimensions (cm)



45 / 60 /
90 / 100/
120

60 / 90 / 120 / 150 / 180 / 200 / 240

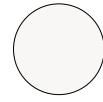
Ref.	Description	Qty.	cm (product)	cm (packaging)	kg / m ³ (packaging)
6400	Lacquered whiteboard with aluminium frame	1	60 x 45 x 1,2	72 x 47 x 3	2,10 kg / 0,008 m ³
6402	Lacquered whiteboard with aluminium frame	1	90 x 60 x 1,2	103 x 62 x 3	3,91 kg / 0,016 m ³
6404	Lacquered whiteboard with aluminium frame	1	120 x 90 x 1,2	133 x 92 x 3	7,44 kg / 0,031 m ³
6406	Lacquered whiteboard with aluminium frame	1	150 x 100 x 1,2	165 x 106 x 3	11,50 kg / 0,043 m ³
6407	Lacquered whiteboard with aluminium frame	1	150 x 120 x 1,2	165 x 126 x 3	12,05 kg / 0,052 m ³
6408	Lacquered whiteboard with aluminium frame	1	180 x 120 x 1,2	200 x 126 x 3	14,30 kg / 0,063 m ³
6410	Lacquered whiteboard with aluminium frame	1	200 x 100 x 1,2	220 x 105 x 3	13,28 kg / 0,058 m ³
6411	Lacquered whiteboard with aluminium frame	1	200 x 120 x 1,2	220 x 126 x 3	14,30 kg / 0,069 m ³
6412	Lacquered whiteboard with aluminium frame	1	240 x 120 x 1,2	259 x 126 x 3	18,82 kg / 0,082 m ³

IMPORTANT NOTE: Save time and money with the SKINWHITEBOARD alternative

MATT ENAMELLED WHITEBOARD WITH ALUMINIUM FRAME

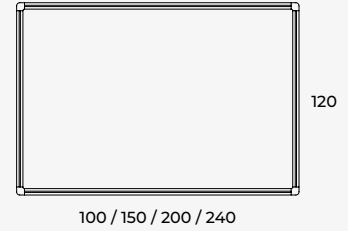


Enamelled boards with anodized aluminium frame, PVC trim and a galvanized rear. 25-year warranty and a surface that is ideal for dry erase markers. Every board includes a pen tray and accessories for wall mounting. Shipped with the frame assembled as standard. Recommended for daily and intensive use.



Matte white enamelled

Dimensions (cm)



Years guarantee **25**

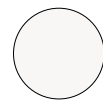
Ref.	Description	Qty.	cm (product)	cm (packaging)	kg / m ³ (packaging)
6505MAT	Matt enamelled whiteboard with aluminium frame	1	100 x 120 x 1,2	120 x 126 x 3	11,50 kg / 0,038 m ³
6507MAT	Matt enamelled whiteboard with aluminium frame	1	150 x 120 x 1,2	165 x 126 x 3	14,33 kg / 0,052 m ³
6511MAT	Matt enamelled whiteboard with aluminium frame	1	200 x 120 x 1,2	220 x 126 x 3	16,40 kg / 0,069 m ³
6512MAT	Matt enamelled whiteboard with aluminium frame	1	240 x 120 x 1,2	259 x 126 x 3	22,40 kg / 0,082 m ³

IMPORTANT NOTE: Save time and money with the SKINWHITEBOARD alternative

ENAMELLED DOUBLE SIDE WHITEBOARD WITH ALUMINIUM FRAME

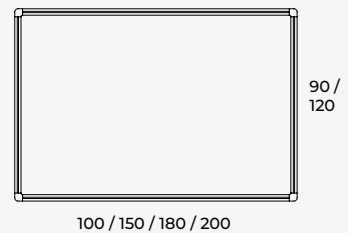


Magnetic metal double-sided whiteboards with anodized aluminium frame, designed to be used with a rotating structure. Enamelled white surface compatible with dry erase markers. Shipped with the frame assembled as standard. The surface has a 25 year warranty.



White Enamelled

Dimensions (cm)



Years guarantee **25**

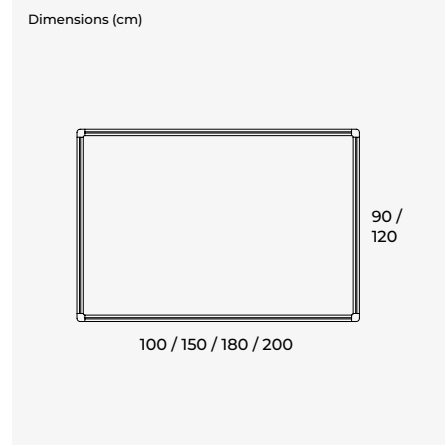
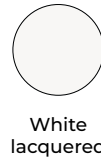
Ref.	Description	Qty.	cm (product)	cm (packaging)	kg / m ³ (packaging)
6854	Enamelled double side whiteboard with aluminium frame	1	120 x 90 x 1,2	133 x 95 x 3	12,40 kg / 0,030 m ³
6855	Enamelled double side whiteboard with aluminium frame	1	150 x 120 x 1,2	165 x 126 x 3	17,30 kg / 0,052 m ³
6856	Enamelled double side whiteboard with aluminium frame	1	180 x 120 x 1,2	200 x 126 x 3	20,25 kg / 0,063 m ³
6857	Enamelled double side whiteboard with aluminium frame	1	200 x 120 x 1,2	220 x 126 x 3	22,50 kg / 0,069 m ³

● Support not included

DOUBLE-SIDED LACQUERED BOARD WITH ALUMINIUM FRAME



Magnetic metal double-sided whiteboards with anodized aluminium frame, designed to be used with a rotating structure. Lacquered white surface compatible with dry erase markers. Shipped with the frame assembled as standard.



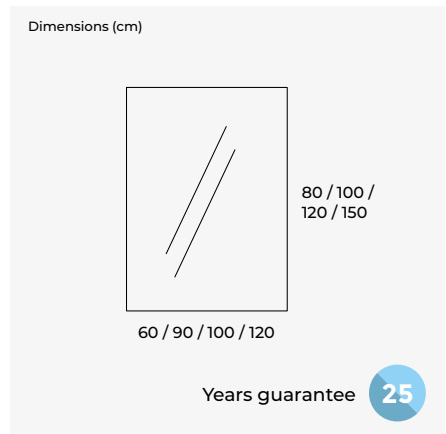
Ref.	Description	Qty.	cm (product)	cm (packaging)	kg / m ³ (packaging)
● 6950	Double-sided lacquered board with aluminium frame	1	120 x 90 x 1,2	133 x 95 x 3	11,50 kg / 0,030 m ³
● 6951	Double-sided lacquered board with aluminium frame	1	150 x 120 x 1,2	165 x 126 x 3	16,30 kg / 0,052 m ³
● 6952	Double-sided lacquered board with aluminium frame	1	180 x 120 x 1,2	200 x 126 x 3	18,30 kg / 0,063 m ³
● 6953	Double-sided lacquered board with aluminium frame	1	200 x 120 x 1,2	220 x 126 x 3	20,34 kg / 0,069 m ³

● Support not included

FRAMELESS MAGNETIC GLASS BOARD



Whiteboard made of 4mm tempered glass, magnetic, frameless, with a 25-year warranty, featuring an elegant design and high functionality. Perfect writing and erasing thanks to its surface treatment, allowing for easy cleaning and writing, achieving more cleanliness than traditional whiteboards. Surface suitable for writing with dry-erase markers. Fixed with metal rails.



Ref.	Description	Qty.	cm (surface)	cm (packaging)	kg / m ³ (packaging)
● 6702-15	Frameless magnetic glass board	1	80 x 60	88 x 67 x 3	7,5 kg / 0,017 m ³
● 6702-25	Frameless magnetic glass board	1	80 x 60	88 x 67 x 3	7,5 kg / 0,017 m ³
● 6702-35	Frameless magnetic glass board	1	80 x 60	88 x 67 x 3	7,5 kg / 0,017 m ³
● 6703-15	Frameless magnetic glass board	1	100 x 100	107 x 107 x 5	15,3 kg / 0,057 m ³
● 6703-25	Frameless magnetic glass board	1	100 x 100	107 x 107 x 5	15,3 kg / 0,057 m ³
● 6703-25P	Frameless magnetic glass board	1	100 x 100	107 x 107 x 5	15,3 kg / 0,057 m ³
● 6703-35	Frameless magnetic glass board	1	100 x 100	107 x 107 x 5	15,3 kg / 0,057 m ³
● 6705-25P	Frameless magnetic glass board	1	120 x 90	125 x 95 x 5	15,50 kg / 0,059 m ³
● 6707-25P	Frameless magnetic glass board	1	150 x 120	155 x 125 x 5	24,90 kg / 0,096 m ³
● 6708-25P	FrameLess magnetic glass board	1	200 x 100	205 x 105 x 5	30,60 kg / 0,107 m ³

● Inquire about the price and delivery time to Rocada for all types of customization of magnetic glass boards

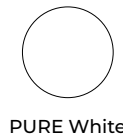
IMPORTANT NOTE: Save time and money with the SKINWHITEBOARD alternative




CIRCULAR GLASS BOARDS, MAGNETIC, AND FRAMELESS



Round wall glass boards made of 4mm tempered glass, magnetic, frameless, with a 25-year warranty, featuring an elegant design and high functionality. Perfect writing and erasing thanks to its surface treatment, allowing for easy cleaning and writing, achieving total cleanliness. Surface suitable for writing with dry-erase markers. Fixed with metal rails.



Dimensions (cm)



Years guarantee **25**

Ref.	Description	Qty.	cm (surface)	cm (packaging)	kg / m ³ (packaging)
6704-25P	Magnetic glass board - 100cm diameter	1	Ø 100	106 x 106 x 5	12 kg / 0,056 m ³


Inquire about the price and delivery time to Rocada for all types of customization of magnetic glass boards

IMPORTANT NOTE: Save time and money with the SKINWHITEBOARD alternative

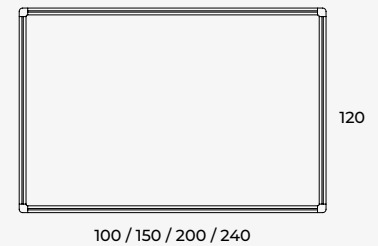
ENAMELLED GREEN BOARD WITH ALUMINIUM FRAME



Metallic and magnetic enameled whiteboards with a green surface, backed by a 25-year warranty, suitable for writing with liquid chalk markers and chalk. Technical polymer trim and metal back. Includes a tray of the same length as the board for writing tools. Accessories for wall mounting are included. Assembled.



Dimensions (cm)



Years guarantee **25**

Ref.	Description	Qty.	cm (product)	cm (packaging)	kg / m ³ (packaging)
6507GRCH	Enameled green board with aluminium frame	1	150 x 120 x 1,2	165 x 126 x 3	14,30 kg / 0,052 m ³
6508GRCH	Enameled green board with aluminium frame	1	180 x 120 x 1,2	200 x 94 x 3	17,00 kg / 0,063 m ³
6511GRCH	Enameled green board with aluminium frame	1	200 x 120 x 1,2	200 x 126 x 3	20,50 kg / 0,069 m ³
6512GRCH	Enameled green board with aluminium frame	1	240 x 120 x 1,2	260 x 126 x 3	22,50 kg / 0,082 m ³

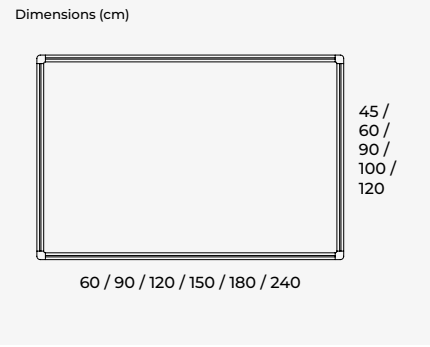
IMPORTANT NOTE: Save time and money with the SKINWHITEBOARD alternative



CORK BOARD WITH ALUMINIUM FRAME




Natural cork boards with anodized aluminium frame. High quality, self-healing, robust, cork for use with pins, tacks, etc. Includes wall mounting accessories. Shipped with the frame assembled as standard.



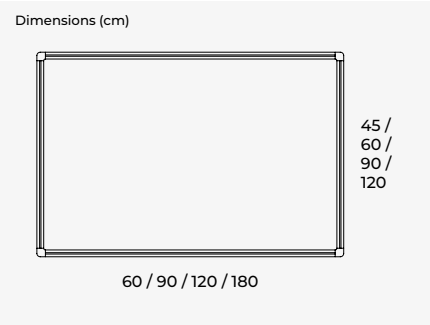

Ref.	Description	Qty.	cm (product)	cm (packaging)	kg / m ³ (packaging)
6200	Cork board with aluminium frame	1	60 x 45 x 1,2	72 x 47 x 3	1,40 kg / 0,007 m ³
6202	Cork board with aluminium frame	1	90 x 60 x 1,2	103 x 62 x 3	2,77 kg / 0,016 m ³
6204	Cork board with aluminium frame	1	120 x 90 x 1,2	133 x 92 x 3	5,40 kg / 0,031 m ³
6206	Cork board with aluminium frame	1	150 x 100 x 1,2	165 x 105 x 3	7,72 kg / 0,043 m ³
6208	Cork board with aluminium frame	1	180 x 120 x 1,2	200 x 126 x 3	10,85 kg / 0,063 m ³
6212	Cork board with aluminium frame	1	240 x 120 x 1,2	259 x 126 x 3	14,21 kg / 0,082 m ³

IMPORTANT NOTE: Save time and money with the SKINWHITEBOARD alternative

UPHOLSTERED BLUE FABRIC BOARD WITH ALUMINIUM FRAME



Upholstered boards with a soft blue felt surface. Anodized aluminium frame and reinforced galvanized rear. Includes wall mounting accessories. Shipped with the frame assembled as standard.




Ref.	Description	Qty.	cm (product)	cm (packaging)	kg / m ³ (packaging)
6600	Upholstered blue fabric board with aluminium frame	1	60 x 45 x 1,2	72 x 47 x 3	1,60 kg / 0,007 m ³
6602	Upholstered blue fabric board with aluminium frame	1	90 x 60 x 1,2	103 x 62 x 3	2,90 kg / 0,016 m ³
6604	Upholstered blue fabric board with aluminium frame	1	120 x 90 x 1,2	133 x 92 x 3	5,40 kg / 0,031 m ³
6608	Upholstered blue fabric board with aluminium frame	1	180 x 120 x 1,2	200 x 126 x 3	10,85 kg / 0,063 m ³

IMPORTANT NOTE: Save time and money with the SKINWHITEBOARD alternative

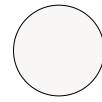


TRIPTIC ENAMELLED WHITEBOARD WITH ALUMINIUM FRAME



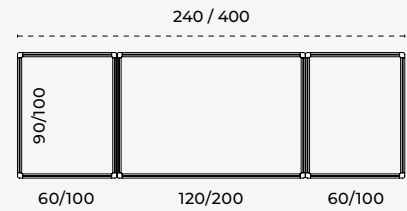
Magnetic metal whiteboards made up of 3 panels with 5 writing surfaces, with an anodized aluminium frame, PVC trim and galvanized rear. Enamelled white surface, compatible with dry erase markers, with 25 a year warranty, intended for daily use. Includes a pen tray and wall mounting accessories.

Shipped with the frame assembled as standard.



White Enamelled

Dimensions (cm)



Years guarantee **25**

Ref.	Description	Qty.	cm (product)	cm (packaging)	kg / m ³ (packaging)
6728	Triptic enamelled whiteboard with aluminium frame 240x90cm (120x90cm closed)	1	240 x 90 x 1,2	133 x 92 x 5	20,52 kg / 0,061 m ³
6729	Triptic enamelled whiteboard with aluminium frame 400x100cm (200x100cm closed)	1	400 x 100 x 1,2	220 x 105 x 5	36,84 kg / 0,115 m ³

REVOLVING SUPPORT

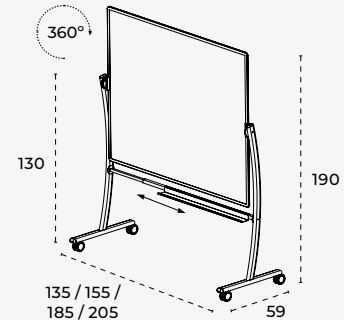


VIDEO



Ergonomically designed movable revolving supports. They feature a new FREE ROTATION system, which allows for safe rotation of the whiteboard when flipping sides while avoiding rocking or vibration while writing. Its new curved design allows it to be used in a more comfortable position for the user. Includes a tray for writing utensils and stylish wheels with brakes. Easy assembly. Whiteboard not included.

Dimensions (cm)



Ref.	Description	Qty.	cm (product)	cm (packaging)	kg / m ³ (packaging)
6871-4	Revolving support curve, free rotation system length from 120cm to 200cm	1	135-205 x 130 x 59	140 x 68 x 15	14,50 kg / 0,142 m ³

Whiteboard not included

REVOLVING SUPPORT M-T-ST-2101E

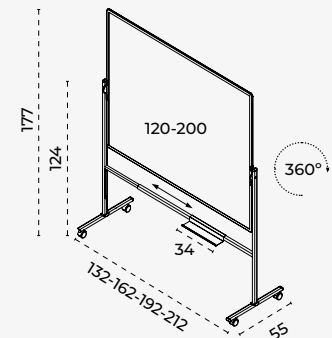


VIDEO



Revolving mobile stand. Includes a new FREE ROTATION system unique in the market that allows to safely turn the whiteboard when changing sides and prevents rocking while writing. The adjustable support allows whiteboard from 120cm to 200cm. Includes a tray and wheels with brake system. Easy-to-assemble. Board not included.

Dimensions (cm)



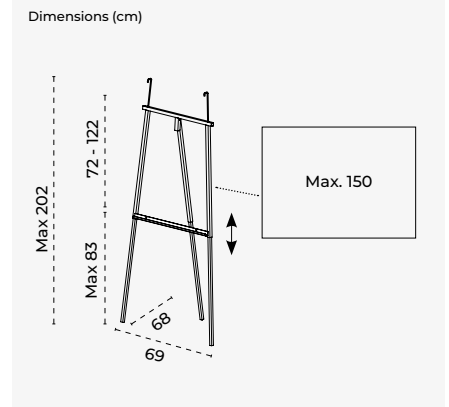
Ref.	Description	Qty.	cm (product)	cm (packaging)	kg / m ³ (packaging)
M-T-ST-2101E	Revolving support basic, free rotation system. length from 120cm to 200cm	1	132-212 x 124 x 55	158 x 13 x 8	8 kg / 0.015 m ³

Whiteboard not included

TRIPOD SUPPORT FOR WHITEBOARDS



Universal mounting in tripod for wall whiteboards, adjustable in height. Structure made entirely of steel and finished in grey epoxy. It features a 69 cm horizontal support base for convenient whiteboard adjustment and maximum stability. Supports whiteboards up to 150 cm wide. Easy assembly.



Ref.	Description	Qty.	cm (product)	cm (packaging)	kg / m ³ (packaging)
● 8090V22	Tripod support for whiteboards (max. 150 cm)	1	69 x 82-202 x 68	117 x 67 x 10	8 kg / 0,078 m ³

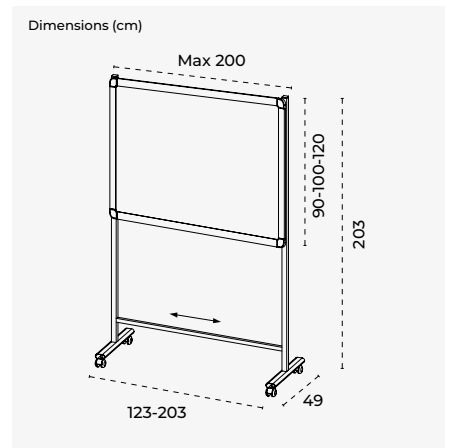
● Whiteboard not included

MOBILE SUPPORT FOR WHITEBOARDS



Universal movable wall whiteboard stand for fixing 90 cm, 100 cm and 120 cm high whiteboards. Thanks to its telescopic lower cross-bar, it also offers a very stable support, it allows it to be compatible with whiteboards from 120 cm to 200 cm long. It has wheels with brakes. Optional graders on request.

Easy assembly.



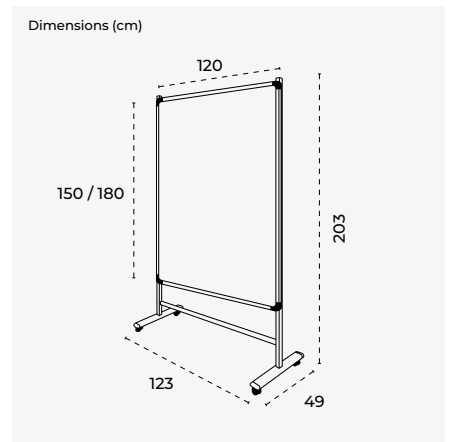
Ref.	Description	Qty.	cm (product)	cm (packaging)	kg / m ³ (packaging)
● 6877	Mobile support for whiteboards from 120cm to 200cm	1	123-203 x 203 x 49	190 x 6 x 6	9 kg / 0,006 m ³

● Whiteboard not included

MOBILE SUPPORT WITH DOUBLE-SIDED LACQUERED MAGNETIC WHITEBOARD



Supports with a robust steel structure and brake wheels included, with magnetic, lacquered double-sided whiteboard and an anodized aluminium frame. The whiteboard is compatible with dry erase markers. Available in 2 different sizes depending on the model.



Ref.	Description	Qty.	cm (product)	cm (packaging)	kg / m ³ (packaging)
COV-6951PK	Mobile support with double-sided lacquered magnetic whiteboard 120x150cm	1	123 x 203 x 49	–	25,30 kg / 0,058 m ³
COV-6952PK	Mobile support with double-sided lacquered magnetic whiteboard 120x180cm	1	123 x 203 x 49	–	27,30 kg / 0,069 m ³

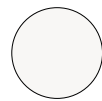
! = Finishes on request

Product sizes = width x height x depth (cm)

MELAMINE WHITEBOARD WITH WOOD FRAME



Whiteboard with a pine wood frame and a melamine surface for dry erase markers. Ideal for occasional use. Includes wall mounting accessories. Shipped with the frame assembled as standard



White melamine

Dimensions (cm)

40/60/90



30 /
40 /
60

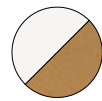
Ref.	Description	Qty.	cm (product)	cm (packaging)	kg / m ³ (packaging)
6106V19	Melamine whiteboard with wood frame	10	40 x 30 x 1,5	61 x 41 x 29	15,90 kg / 0,073 m ³
6107V19	Melamine whiteboard with wood frame	10	60 x 40 x 1,5	61 x 41 x 29	14,60 kg / 0,073 m ³
6108V19	Melamine whiteboard with wood frame	5	90 x 60 x 1,5	81 x 61 x 15	15,10 kg / 0,074 m ³

LACQUERED AND CORK WHITEBOARDS WITH PINE FRAME



Board with a pine wood frame and 2 different surfaces:

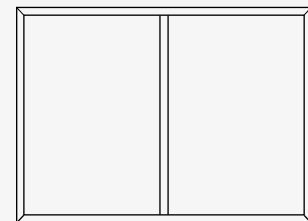
Lacquered, magnetic whiteboard, suitable for dry erase markers, designed for frequent use. Self-healing cork, intended for posting information using tacks. Shipped with the frame assembled as standard.



White lacquered /
Cork

Dimensions (cm)

60 / 90



40 /
60

Ref.	Description	Qty.	cm (product)	cm (packaging)	kg / m ³ (packaging)
6120V19	Lacquered and cork whiteboards with pine frame	10	60 x 40 x 1,5	61 x 41 x 30	16 kg / 0,075 m ³
6121V19	Lacquered and cork whiteboards with pine frame	10	90 x 60 x 1,5	91 x 61 x 16	15,50 kg / 0,089 m ³

CORK BOARD WITH PINE FRAME



Bulletin board with a pine wood frame and a self-healing cork surface, designed for posting information using tacks. Shipped with the frame assembled as standard.



Cork

Dimensions (cm)

60 / 90 / 120



40 /
60 /
80

Ref.	Description	Qty.	cm (product)	cm (packaging)	kg / m ³ (packaging)
6100V19	Cork board with pine frame	10	60 x 40 x 1,5	61 x 41 x 30	11 kg / 0,081 m ³
6102V19	Cork board with pine frame	10	90 x 60 x 1,5	91 x 61 x 15	11 kg / 0,083 m ³
6103V19	Cork board with pine frame	5	120 x 60 x 1,5	121 x 61 x 10	10 kg / 0,073 m ³
6111V19	Cork board with pine frame	5	120 x 80 x 1,5	121 x 81 x 10	17 kg / 0,098 m ³

MAGNETIC WHITEBOARD ACCESSORY KIT

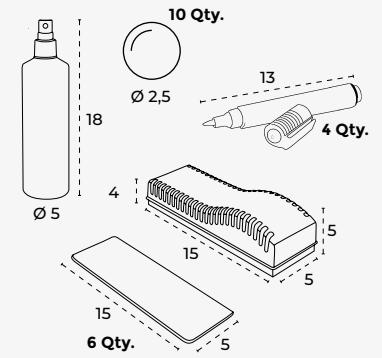
NEW



Cleaning kit and accessories for magnetic whiteboard:

- 4 mixed color markers
- 10 Ø2.5 cm magnets in random colors
- 1 magnetic eraser with felt
- 6 replacements felt for the magnetic eraser
- 1 cleaning spray of 100ml

Dimensions (cm)



Ref.	Description	Qty.	cm (product)	cm (packaging)	kg / m ³ (packaging)
S4319V24	Magnetic Whiteboard Accessory Kit	1	-	16 x 13 x 6	0,38 kg / 0,001 m ³

- Magnetic accessories not compatible with magnetic glass whiteboards

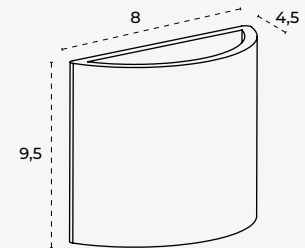
MAGNETIC PEN HOLDER FOR GLASS BOARDS

NEW



The magnetic pen holder with a bamboo finish offers high adherence to our magnetic glass boards, allowing for the practical and decorative storage of markers. Its design combines functionality with the warm aesthetics of bamboo, blending well with different types of environments. While durable, it is important to note that it is not water-resistant. An elegant and functional solution.

Dimensions (cm)



Ref.	Description	Qty.	cm (product)	cm (packaging)	kg / m ³ (packaging)
533BM-S	Magnetic bamboo finish pen holder	4	9,5 x 8 x 4,5	26 x 24 x 6	0,055 kg / 0,003 m ³

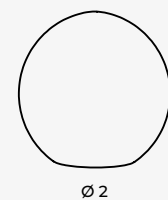
MAGNETIC MAGNETS FOR GLASS BOARDS

NEW



High-adherence magnets with oak finish, 2 cm in diameter. Pack of 3 units. High-adherence magnets with an oak finish, 2 cm in diameter, are an effective solution for organizing all types of information, offering maximum versatility in their use. The oak finish not only adds an aesthetic touch but also ensures durability. Ideal for application on our magnetic boards, providing a practical and attractive way to keep documents, photos, or other small items organized. Box of 12 pack of 3 magnets.

Dimensions (cm)



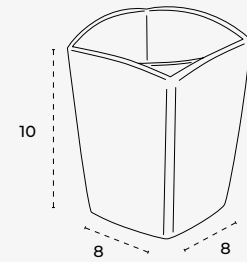
Ref.	Description	Qty.	cm (product)	cm (packaging)	kg / m ³ (packaging)
S0115	Magnetic magnets for glass boards	12 x 3	Ø 2 cm	14 x 14 x 11	0.36 kg / 0,002 m ³

MAGNETIC MARKER CONTAINER



Magnetic marker cups made of technical polymer. Available in 2 different colours depending on the model.


Dimensions (cm)



Ref.	Description	Qty.	cm (product)	cm (packaging)	kg / m ³ (packaging)
● 530GR*12	Green magnetic marker container	12	8 x 10 x 8	29 x 22 x 11	1,35 kg / 0,006 m ³
● 530WH*12	Green magnetic marker container	12	8 x 10 x 8	29 x 22 x 11	1,35 kg / 0,006 m ³

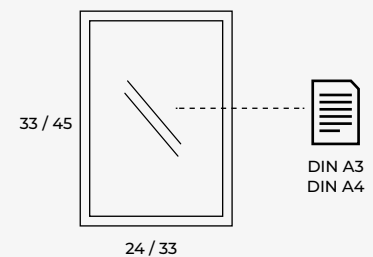
- Magnetic accessories not compatible with magnetic glass whiteboards

MAGNETIC SLEEVES



Magnetic sleeves for documents and all types of uses. Easy to exchange documents frequently thanks to the magnetized structure. The surface is made of technical polymer to keep information clean at all times. Ideal for presenting notices, information, advertising, offers or any other document that changes frequently.

Dimensions (cm)



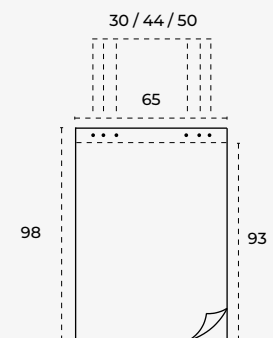
Ref.	Description	Qty.	cm (surface)	cm (packaging)	kg / m ³ (packaging)
S0301A4	Magnetic sleeves DIN A4	5	DIN A4	33 x 24 x 2	0,5 kg / 0,001 m ³
S0301A3	Magnetic sleeves DIN A3	5	DIN A3	45 x 33 x 2	1 kg / 0,002 m ³

PAPER BLOCK



20-sheet paper pad. 70 g. Hole system with universal dimensions that adapt to all our boards with a pad attachment system, and also, for our support with the SkinBLOCK attachment system (RD-6430R).

Dimensions (cm)



Ref.	Description	Qty.	cm (product)	cm (packaging)	kg / m ³ (packaging)
630	Paper block 70 gr - 20 sheets	1	65 x 98 x 0,2	87 x 8 x 8	0,85 kg / 0,010 m ³
631	5 pack - paper block 70 gr - 20 sheets	5	65 x 98 x 1	101 x 67 x 1	4,95 kg / 0,007 m ³

CARTON FLIP



VIDEO

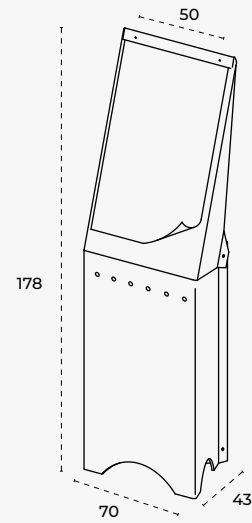


Flipchart made of recycled cardboard and 100% recyclable. Easy to assemble and use, thanks to its lightweight design of less than 3kg. Ideal for all types of uses, personal use at home, for occasional work presentations, in hotels, for architects, etc. Includes a recycled block of 5 sheets of paper and a marker.



Cardboard

Dimensions (cm)



Ref.	Description	Qty.	cm (surface)	cm (product)	cm (packaging)	kg / m ³ (packaging)
60	Recycled and 100% recyclable cardboard flipchart	1	65 x 95	70 x 178 x 43	100 x 71 x 30	2,10 kg / 0,021 m ³

TRANSFORMER - CONVERTIBLE MOBILE FLIPCHART

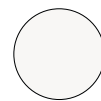


Magnetic metal movable flipchart designed and intended for conferences and other presentations. The metal movable base allows for easy mobility. Its spring-operated height adjustment system furnishes great ease-of-use and ergonomics, adapting to writing from a standing or sitting position. Its unique, patented, rotation system allows the surface to be laid horizontally, turning the board into a table. It comes with two telescopic arms, can hold a universal paper pad, has a bezel on top, to hide the pad retention knobs, and the surface is suitable for dry erase markers.

Easy assembly.

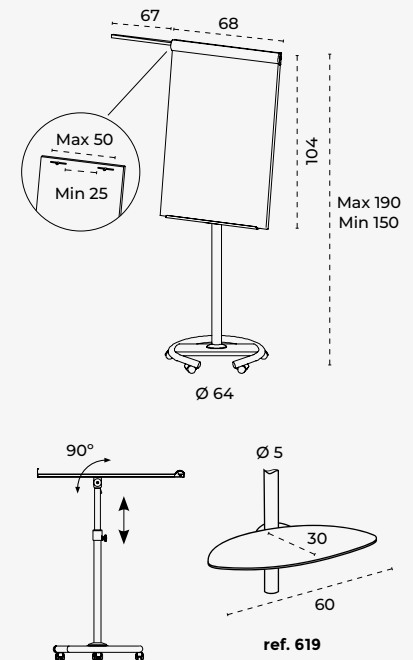


RD-619
Optional glass tray for mobile flipcharts



(RAL 9003)

Dimensions (cm)



Ref.	Description	Qty.	cm (surface)	cm (product)	cm (packaging)	kg / m ³ (packaging)
618	Mobile flipchart. Convertible into table. 2 telescopic arms	1	68 x 104	68 x 150-190 x 64	118 x 79 x 9	18,65 kg / 0,083 m ³
619	Optional glass tray for mobile flipcharts	1	60 x 30	60 x 7 x 40	70 x 35 x 8	3 kg / 0,019 m ³

PROFESSIONAL - MOBILE FLIPCHART




Magnetic metal movable flipchart with a very clean and careful design, intended for presentations, conferences and meetings. Attachment by means of clamping knobs. It comes with two telescopic arms to display two pad sheets simultaneously, can hold universal paper pads, and its surface is suitable for dry erase markers.

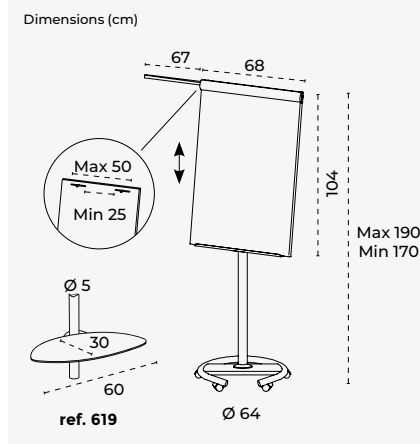
Easy assembly.



RD-619
Optional glass tray for mobile flipcharts



(RAL 9003)



Ref.	Description	Qty.	cm (surface)	cm (product)	cm (packaging)	kg / m ³ (packaging)
617	Mobile flipchart, height adjustable, with 2 telescopic arms	1	68 x 104	68 x 170-190 x 64	116 x 80 x 10	17,3 kg / 0,093 m ³
619	Optional glass tray for mobile flipcharts	1	60 x 30	60 x 7 x 40	70 x 35 x 8	3 kg / 0,019 m ³

ECONOMY - MOBILE FLIPCHART




Movable Magnetic metal flipchart, with 5-wheel base and a writing surface suitable for dry erase markers. Compatible with universal paper pads. Equipped with designer bezel on top to hide the pad retention knobs. Non-adjustable height. Includes 2 telescopic arms to display another pad sheet simultaneously.

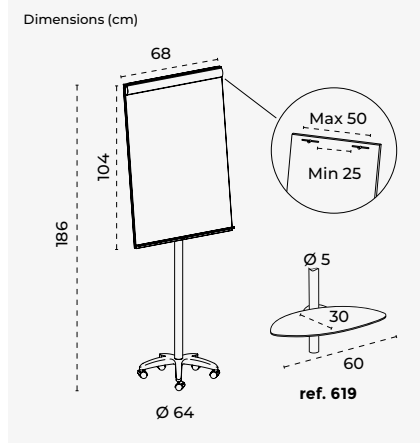
Easy assembly.



RD-619
Optional glass tray for mobile flipcharts



(RAL 9003)




Ref.	Description	Qty.	cm (surface)	cm (product)	cm (packaging)	kg / m ³ (packaging)
616K	Mobile flipchart with 2 telescopic arms	1	68 x 104	68 x 186 x 64	115 x 79 x 12	13,7 kg / 0,108 m ³
619	Optional glass tray for mobile flipcharts	1	60 x 30	60 x 7 x 40	70 x 35 x 8	3 kg / 0,019 m ³

CLASSIC - TRIPOD FLIPCHART

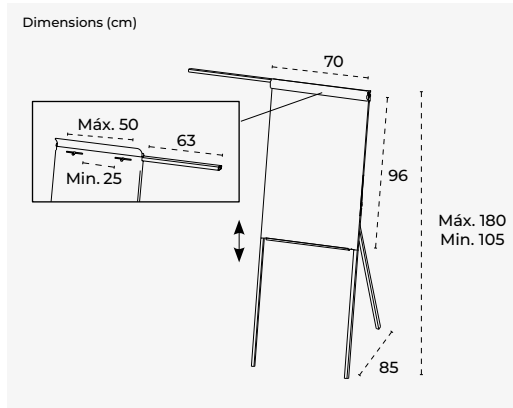


Highly stable magnetic and metal tripod flipchart, suitable for dry erase markers. Compatible with universal paper pads. Adjustable height. Includes 1 telescopic arm.

Easy assembly.



(RAL 9003)



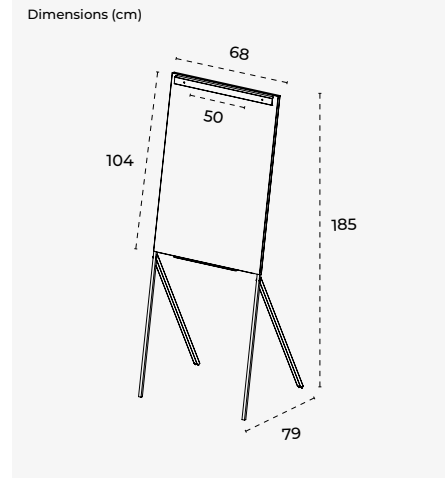
Ref.	Description	Qty.	cm (surface)	cm (product)	cm (packaging)	kg / m ³ (packaging)
610V19	Tripod flipchart lacquered dry-wipe surface	1	70 x 96	70 x 105-180 x 85	102 x 72 x 4	13,30 kg / 0,030 m ³

BASIC - TRIPOD FLIPCHART



Metal tripod flipchart, magnetic and highly stable, suitable for writing with dry-erase markers. Compatible with paper pad. Its retractable feet provide for optimum storage.

Easy to assemble.



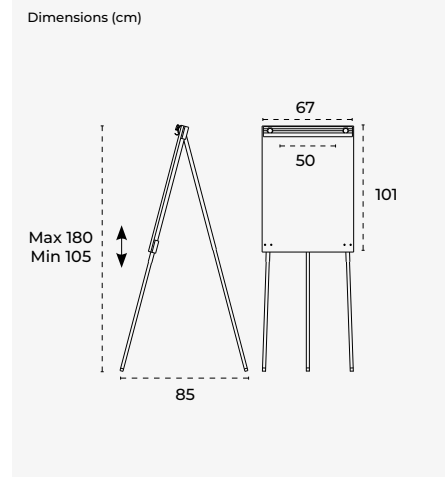
Ref.	Description	Qty.	cm (surface)	cm (product)	cm (packaging)	kg / m ³ (packaging)
605V22	Tripod flipchart lacquered dry-wipe surface	1	68 x 104	68 x 185 x 79	120 x 69 x 4	13 kg / 0,033 m ³

BASIC - TRIPOD FLIPCHART



Highly stable melamine tripod flipchart, suitable for dry erase markers. Compatible with paper pads. The height is fully adjustable, making writing easier for children or people with reduced mobility.

Easy assembly.



Ref.	Description	Qty.	cm (surface)	cm (product)	cm (packaging)	kg / m ³ (packaging)
600	Melamine tripod flipchart dry-wipe surface	1	67 x 101	67 x 105-180 x 85	104 x 73 x 5	11,20 kg / 0,037 m ³


VISUALLINE WHITEBOARD GUIDE

Surface	Frequency of use	Scratch resistance	Magnetic	Years guarantee	Alcohol	Cleaning type
Melamine	☆☆☆☆☆ ☆☆☆☆☆	✗	✗	3	✗	Water regularly
Lacquered	★★★★★ ☆☆☆☆☆	✗	✓	5	✗	Water regularly
Enamelled	★★★★★ ★★★★★	✓	✓	25	✓	Water / alcohol for spot cleaning
Glass	★★★★★ ★★★★★	✓	✓	25	✓	Water / alcohol for spot cleaning

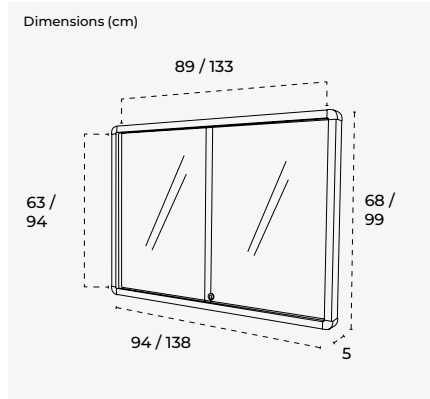
HORIZONTAL MAGNETIC DISPLAY CABINETS (INDOOR)



Cabinets made from extruded aluminium, light and easy to install. White lacquered magnetic surface (suitable for dry erase markers). Sliding doors made of safety glass, ideal for confined spaces. Additional rear in zinc plated steel. Supplied with a lock and 2 master keys. Includes wall mounting accessories. Useable depth 18.6 mm. Overall depth 46 mm.



White lacquered



Ref.	Description	Qty.	cm (product)	cm (packaging)	kg / m ³ (packaging)
3641V17	Indoor display cabinet with sliding doors - 8xA4	1	94 x 68 x 5	100 x 74 x 8	13,50 kg / 0,055 m ³
3642V17	Indoor display cabinet with sliding doors - 12xA4	1	138 x 68 x 5	145 x 74 x 8	20,00 kg / 0,080 m ³
3644V17	Indoor display cabinet with sliding doors - 18xA4	1	138 x 99 x 5	145 x 105 x 8	27,60 kg / 0,114 m ³

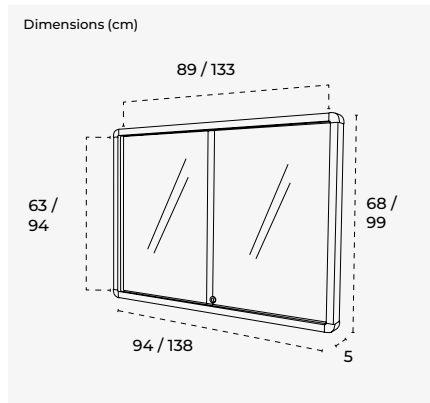
HORIZONTAL CORK DISPLAY CABINETS (INDOOR)



Cabinets made from extruded aluminium, light and easy to install. Robust and self-healing natural cork surface. Sliding doors made of safety glass, ideal for confined spaces. Additional rear in zinc plated steel. Supplied with a lock and 2 master keys. Includes wall mounting accessories. Useable depth 18.6 mm. Overall depth 46 mm.



Cork



Ref.	Description	Qty.	cm (product)	cm (packaging)	kg / m ³ (packaging)
3651V17	Indoor display cabinet with sliding doors - 8xA4	1	94 x 68 x 5	100 x 74 x 8	13,50 kg / 0,055 m ³
3652V17	Indoor display cabinet with sliding doors - 12xA4	1	138 x 68 x 5	145 x 74 x 8	18,50 kg / 0,080 m ³
3654V17	Indoor display cabinet with sliding doors - 18xA4	1	138 x 99 x 5	145 x 105 x 8	25,20 kg / 0,114 m ³

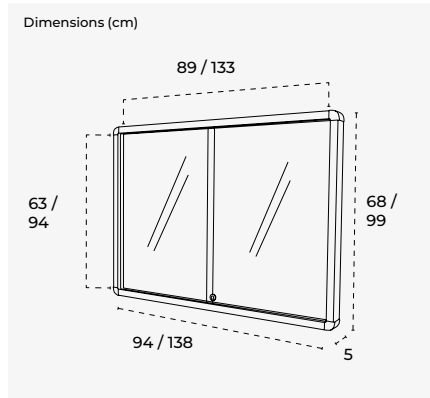
HORIZONTAL UPHOLSTERED DISPLAY CABINETS (INDOOR)



Cabinets made from extruded aluminium, light and easy to install. Upholstered surface. Sliding doors made of safety glass, ideal for confined spaces. Additional rear in zinc plated steel. Supplied with a lock and 2 master keys. Includes wall mounting accessories. Useable depth 18.6 mm. Overall depth 46 mm.



Blue upholstery




Ref.	Description	Qty.	cm (product)	cm (packaging)	kg / m ³ (packaging)
3661V17	Indoor display cabinet with sliding doors - 8xA4	1	94 x 68 x 5	100 x 74 x 8	13,50 kg / 0,055 m ³
3662V17	Indoor display cabinet with sliding doors - 12xA4	1	138 x 68 x 5	145 x 74 x 8	18,50 kg / 0,080 m ³
3664V17	Indoor display cabinet with sliding doors - 18xA4	1	138 x 99 x 5	145 x 105 x 8	25,20 kg / 0,114 m ³

VERTICAL MAGNETIC DISPLAY CABINETS (INDOOR)

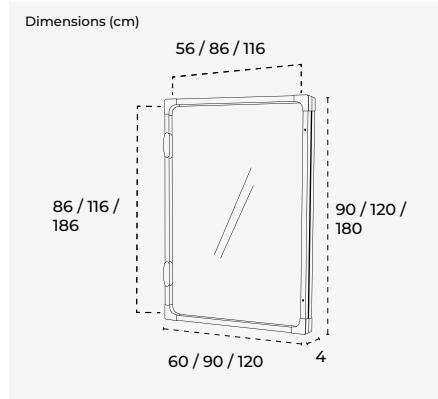


VIDEO

Cabinets made from extruded aluminium, light and easy to install, with a reinforced frame. White lacquered magnetic surface (suitable for dry erase markers). Hinged door made of high-visibility polycarbonate. Additional rear in zinc plated steel. Supplied with a locking system using 2 Allen screws. Includes wall mounting accessories. Useable depth 12 mm. Overall depth 38 mm.



White
lacquered



Ref.	Description	Qty.	cm (product)	cm (packaging)	kg / m ³ (packaging)
3676V17	Indoor display cabinet horizontal casement - 4xA4	1	60 x 90 x 4	96 x 66 x 8	9,60 kg / 0,047 m ³
3679V17	Indoor display cabinet horizontal casement - 10xA4	1	90 x 120 x 4	126 x 96 x 8	16 kg / 0,090 m ³
3680V17	Indoor display cabinet horizontal casement - 24xA4	1	120 x 180 x 4	107 x 81 x 8	30 kg / 0,178 m ³

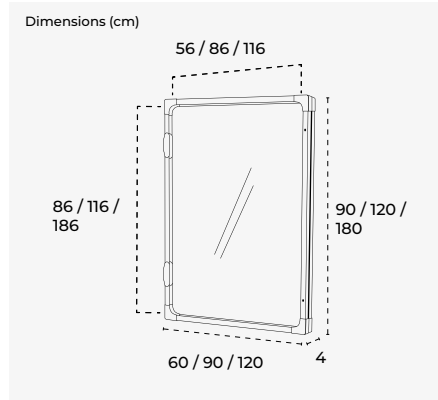
VERTICAL CORK DISPLAY CABINETS (INDOOR)



Cabinets made from extruded aluminium, light and easy to install, with a reinforced frame. Robust and self-healing natural cork surface. Hinged door made of high-visibility polycarbonate. Additional rear in zinc plated steel. Supplied with a locking system using 2 Allen screws. Includes wall mounting accessories. Useable depth 12 mm. Overall depth 38 mm.



Cork




Ref.	Description	Qty.	cm (product)	cm (packaging)	kg / m ³ (packaging)
3686V17	Indoor display cabinet horizontal casement - 4xA4	1	60 x 90 x 4	96 x 66 x 8	7,40 kg / 0,047 m ³
3689V17	Indoor display cabinet horizontal casement - 10xA4	1	90 x 120 x 4	126 x 96 x 8	12,80 kg / 0,090 m ³
3690V17	Indoor display cabinet horizontal casement - 24xA4	1	120 x 180 x 4	107 x 81 x 8	27,00 kg / 0,178 m ³

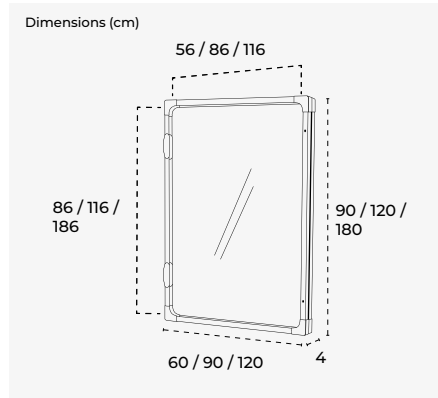
VERTICAL UPHOLSTERED DISPLAY CABINETS (INDOOR)



Cabinets made from extruded aluminium, light and easy to install, with a reinforced frame. Upholstered surface. Hinged door made of high-visibility polycarbonate. Additional rear in zinc plated steel. Supplied with a locking system using 2 Allen screws. Includes wall mounting accessories. Useable depth 12 mm. Overall depth 38 mm.



Blue
upholstery

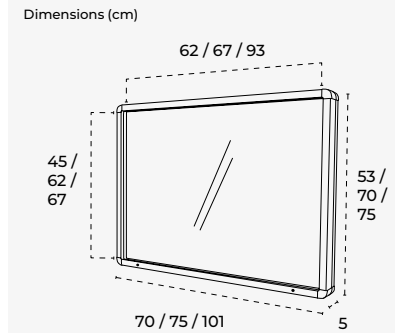
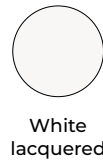


Ref.	Description	Qty.	cm (product)	cm (packaging)	kg / m ³ (packaging)
3696V17	Indoor display cabinet horizontal casement - 4xA4	1	60 x 90 x 4	96 x 66 x 8	7,40 kg / 0,047 m ³
3699V17	Indoor display cabinet horizontal casement - 10xA4	1	90 x 120 x 4	126 x 96 x 8	12,80 kg / 0,090 m ³
3700V17	Indoor display cabinet horizontal casement - 24xA4	1	120 x 180 x 4	107 x 81 x 8	27,00 kg / 0,178 m ³

HORIZONTAL MAGNETIC DISPLAY CABINETS (INDOOR / OUTDOOR)



Cabinets made from extruded aluminium, light and easy to install, with a reinforced frame. White lacquered magnetic surface (suitable for dry erase markers). Vertical-opening hinged door made of high-visibility polycarbonate, ideal for confined spaces. Additional rear in zinc plated steel. Supplied with a lock and 2 master keys. Includes wall mounting accessories. Useable depth 24 mm. Overall depth 48 mm.

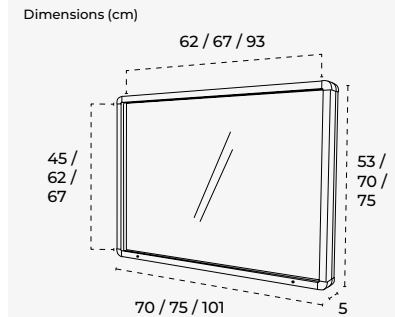


Ref.	Description	Qty.	cm (product)	cm (packaging)	kg / m ³ (packaging)
3671V17EX	Outdoor display cabinet vertical opening door - 4xA4	1	70 x 53 x 5	76 x 59 x 8	8,80 kg / 0,033 m ³
3672V17EX	Outdoor display cabinet vertical opening door - 4xA4	1	75 x 70 x 5	81 x 76 x 8	10,60 kg / 0,046 m ³
3673V17EX	Outdoor display cabinet vertical opening door - 4xA4	1	101 x 75 x 5	107 x 81 x 8	18,20 kg / 0,065 m ³

HORIZONTAL CORK DISPLAY CABINETS (INDOOR / OUTDOOR)



Cabinets made from extruded aluminium, light and easy to install, with a reinforced frame. Robust and self-healing natural cork surface. Vertical-opening hinged door made of high-visibility polycarbonate, ideal for confined spaces. Additional rear in zinc plated steel. Supplied with a lock and 2 master keys. Includes wall mounting accessories. Useable depth 24 mm. Overall depth 48 mm.

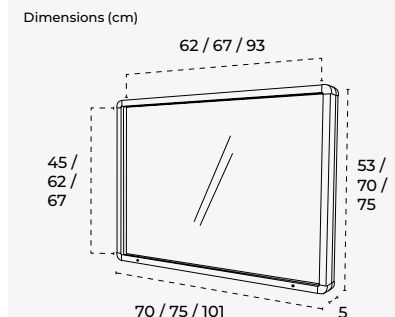



Ref.	Description	Qty.	cm (product)	cm (packaging)	kg / m ³ (packaging)
3681V17EX	Outdoor display cabinet vertical opening door -cork 4xA4	1	70 x 53 x 5	76 x 59 x 8	7,40 kg / 0,033 m ³
3682V17EX	Outdoor display cabinet vertical opening door -cork 6xA4	1	75 x 70 x 5	81 x 76 x 8	10,70 kg / 0,046 m ³
3683V17EX	Outdoor display cabinet vertical opening door -cork 9xA4	1	101 x 75 x 5	107 x 81 x 8	14,80 kg / 0,065 m ³

HORIZONTAL UPHOLSTERED DISPLAY CABINETS (INDOOR / OUTDOOR)



Cabinets made from extruded aluminium, light and easy to install, with a reinforced frame. Upholstered surface. Vertical-opening hinged door made of high-visibility polycarbonate, ideal for confined spaces. Additional rear in zinc plated steel. Supplied with a lock and 2 master keys. Includes wall mounting accessories. Useable depth 24 mm. Overall depth 48 mm.



Ref.	Description	Qty.	cm (product)	cm (packaging)	kg / m ³ (packaging)
3691V17EX	Outdoor display cabinet vertical opening door- blue felt 4xA4	1	70 x 53 x 5	76 x 59 x 8	7,40 kg / 0,033 m ³
3692V17EX	Outdoor display cabinet vertical opening door- blue felt 6xA4	1	75 x 70 x 5	81 x 76 x 8	10,70 kg / 0,046 m ³
3693V17EX	Outdoor display cabinet vertical opening door- blue felt 9xA4	1	101 x 75 x 5	107 x 81 x 8	14,80 kg / 0,065 m ³

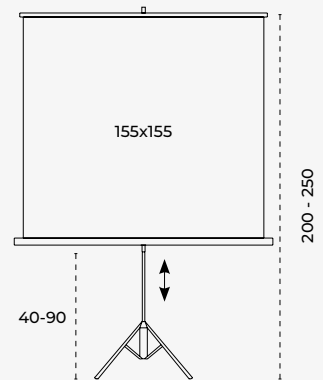
TRIPOD PROJECTION SCREEN



Roll-up projection screen, made of anti-reflective cloth with a tripod made of lacquered aluminium. It has an arm to correct image position. Its structure is fully foldable for easy transport and storage.

It is delivered ready-assembled.

Dimensions (cm)



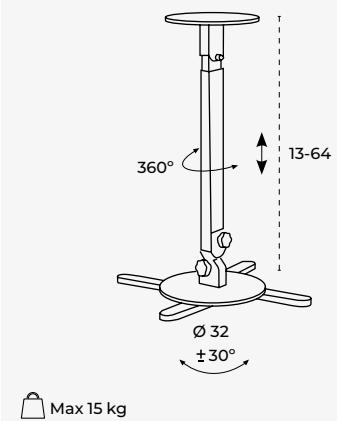
Ref.	Description	Qty.	cm (product)	cm (packaging)	kg / m ³ (packaging)
3045	Tripod projection screen 155x155cm	1	160 x 200-250 x 50	175 x 15 x 9	6 kg / 0,022 m ³

CEILING PROJECTOR SUPPORT



Projector bracket made of steel. Perfect for all types of long and short distance projections. Shipped assembled. For ultra-short-distance projector brackets, please ask Rocada.

Dimensions (cm)



Ref.	Description	Qty.	cm (product)	cm (packaging)	kg / m ³ (packaging)
3047	Ceiling projector support	1	32 x 13-64 x 32	24 x 27 x 8	2,45 kg / 0,004 m ³

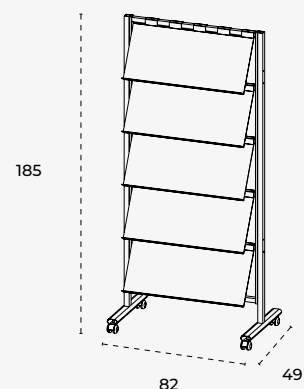
MOBILE DIVIDER

VIDEO



Multi-functional movable dividers with a steel structure that allows five metal trays to be attached (REF: RD8320) on both sides. Linear or 90° modular structure. Wheels with brakes, and 5 trays included as standard.

Dimensions (cm)



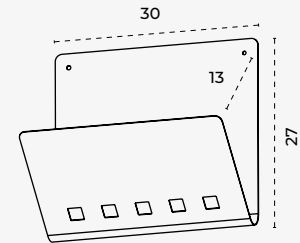
Ref.	Description	Qty.	cm (product)	cm (packaging)	kg / m ³ (packaging)
8304	Mobile divider with 5 trays	1	82 x 185 x 49	-	33,60 kg / 0,270 m ³
8320	Metallic trays for mobile divider	5	35 x 77 x 3	80 x 39 x 10	5,15 kg / 0,031 m ³

METALIC MAGAZINE WALL RACK



Steel wall-mounted magazine racks. Two-point wall mount. 3 units per box.

Dimensions (cm)



Ref.	Description	Qty.	cm (product)	cm (packaging)	kg / m ³ (packaging)
2980	Metalic magazine wall rack	3	27 x 30 x 13	37 x 26 x 23	3,80 kg / 0,022 m ³

MOBILE DIVIDER UPHOLSTERED

VIDEO

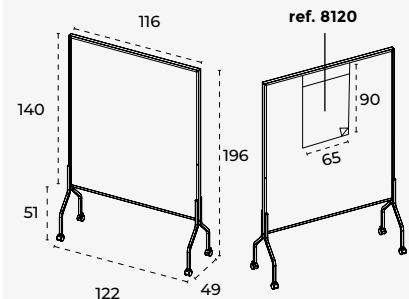


Double-sided movable dividers with metal structures and a soft surface for tacks and notes. Thanks to its strong surface, available in gray or blue depending on the model, it absorbs noise. It allows multiple configurations thanks to its connector options (ref. RD8115V22), and the 70 g, 20-sheet paper block with attachment system. Wheels come as standard.



Useable surface: 116 x 136 cm.

Dimensions (cm)



Ref.	Description	Qty.	cm (product)	cm (packaging)	kg / m ³ (packaging)
8100V22	Mobile divider upholstered in grey	1	122 x 196 x 49	175 x 123 x 6	12,10 kg / 0,129 m ³
8100V22-2	Mobile divider upholstered in blue	1	122 x 196 x 49	175 x 123 x 6	12,10 kg / 0,129 m ³
8115V22	Anchor parts for mobile divider	2	4 x 54 x 4	54 x 5 x 5	2 kg / 0,001 m ³
8120	Paper block + paper clamp (optional)	1	65 x 90	87 x 8 x 8	1,95 kg / 0,005 m ³

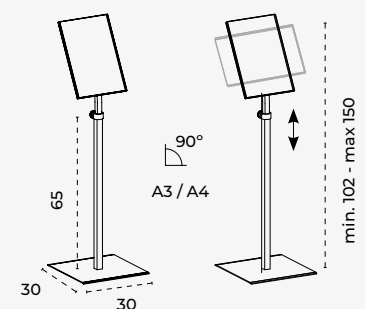
DISPLAY ADJUSTABLE

VIDEO



Height-adjustable metal information panels with a 360° rotary panel. Metal surface for posting A3 or A4 size documents using magnets. Painted white. Surface suitable for dry-erase markers. Easy assembly.

Dimensions (cm)



Ref.	Description	Qty.	cm (product)	cm (packaging)	kg / m ³ (packaging)
BS0705S	Display adjustable DIN A4 white	1	30 x 102-150 x 30	80 x 78 x 8	6,50 kg / 0,049 m ³
BS0706S	Display adjustable DIN A3 white	1	30 x 102-150 x 30	80 x 78 x 8	7,30 kg / 0,049 m ³

- Magnetic cover included

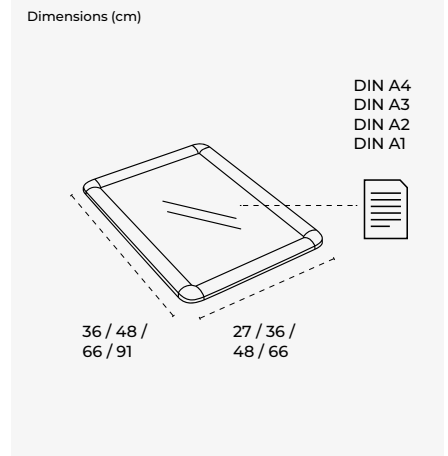
INFORMATION FRAMES (INDOOR)



“CLIP” information frames. Hang them on all the walls and corridors with the highest volume of people. Post information and engage new customers with sensational offers.

Thanks to the clip system, advertisements can be changed very quickly. Easy-to-use, robust, silver-coloured anodized aluminium structure and decorative plastic trim. The plastic cover protects the contents from dust and splashes. Easy maintenance and cleaning. Shipped assembled.

Available in 4 different sizes. DIN A4, DIN A3, DIN A2 and DIN A1.

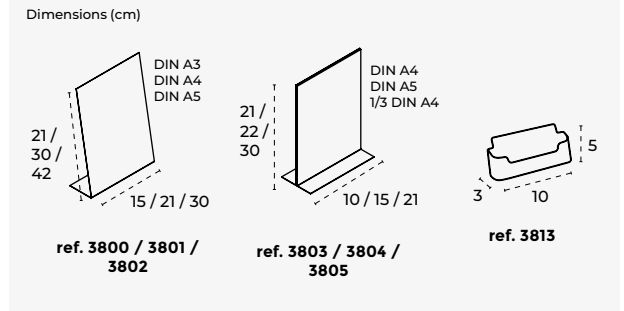


Ref.	Description	Qty.	cm (product)	cm (packaging)	kg / m ³ (packaging)
BS0701	White snap frames DIN A4	1	27 x 36 x 1,2	34 x 25 x 2	0,50 kg / 0,002 m ³
BS0702	White snap frames DIN A3	1	36 x 48 x 1,2	46 x 34 x 2	0,70 kg / 0,003 m ³
BS0703	White snap frames DIN A2	1	48 x 66 x 1,2	64 x 46 x 2	1,45 kg / 0,005 m ³
BS0704	White snap frames DIN A1	1	66 x 91 x 1,2	101 x 64 x 3	2,75 kg / 0,016 m ³

DESKTOP DISPLAY RACKS



DIN A3, A4, A5 and 1/3 DIN A4 acrylic desktop display racks with different functions, to convey the right information for every need.

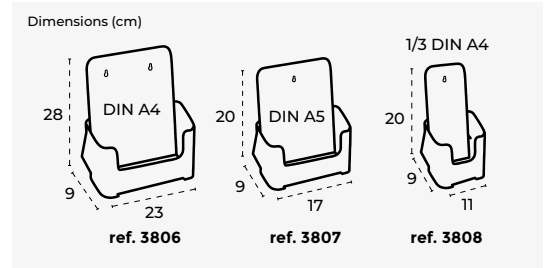


Ref.	Description	Qty.	cm (product)	cm (packaging)	kg / m ³ (packaging)
3800	Plexyglass tabletop L size DIN A3	6	30 x 42 x 11	48 x 16 x 33	5 kg / 0,024 m ³
3801	Plexyglass tabletop L size DIN A4	12	21 x 30 x 7	39 x 12 x 24	3,10 kg / 0,011 m ³
3802	Plexyglass tabletop L size DIN A5	12	15 x 21 x 5	30 x 11 x 18	1,60 kg / 0,005 m ³
3803	Plexyglass tabletop T size DIN A4	12	21 x 30 x 9	41 x 35 x 25	3,70 kg / 0,035 m ³
3804	Plexyglass tabletop T size DIN A5	12	15 x 22 x 9	38 x 25 x 18	2 kg / 0,016 m ³
3805	Plexyglass tabletop T size 1/3 DIN A4	12	10 x 21 x 9	37 x 25 x 13	1,40 kg / 0,011 m ³
3813	Plexyglass table top for business cards	24	10 x 5 x 3	23 x 11 x 24	0,80 kg / 0,004 m ³

WALL-MOUNTED OR DESKTOP DISPLAY RACKS



DIN A4, DIN A5 and 1/3 DIN A4 size acrylic wall or surface display racks with different functions, to convey the right information for your needs.

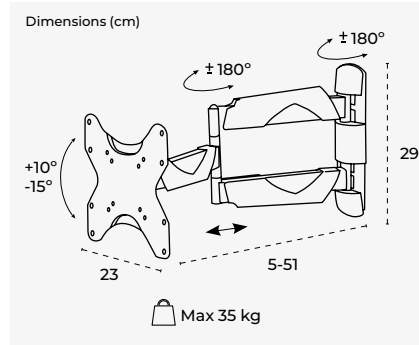


Ref.	Description	Qty.	cm (product)	cm (packaging)	kg / m ³ (packaging)
3806	Plexyglass tabletop size DIN A4	7	23 x 28 x 9	41 x 26 x 30	2,4 kg / 0,031 m ³
3807	Plexyglass tabletop size DIN A5	8	17 x 20 x 9	36 x 25 x 22	1,70 kg / 0,018 m ³
3808	Plexyglass tabletop size 1/3 DIN A4	18	11 x 20 x 9	36 x 28 x 22	2,30 kg / 0,021 m ³

WALL SUPPORT FOR FLAT SCREEN



Aluminium wall mount with tilt, pan, panorama and extension movements; fits 10" to 47" screens. Thanks to its extension movement, the screen can be placed anywhere from 7 to 38 cm from the wall. Shipped assembled.



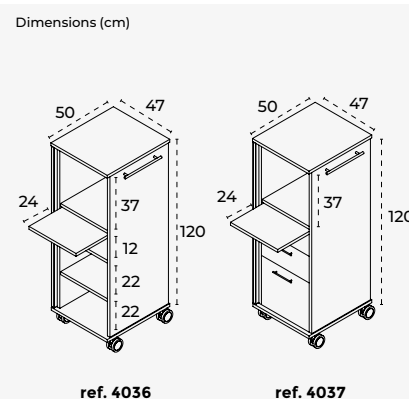
Ref.	Description	Qty.	cm (product)	cm (packaging)	kg / m ³ (packaging)
2026	Wall support for flat screen	1	23 x 29 x 5-51	36 x 27 x 6	3,45 kg / 0,005 m ³

MULTIFUNCTIONAL CADDY

VIDEO



Multifunctional caddy made of 19 mm melamine and designed in line with the latest trends in movable workstations. This new concept of furniture allows for fully functional, yet movable, workstations, where everything needed for daily tasks can be easily stored and moved around. These desks come with shelves and drawers depending on the model, a removable computer peripheral tray, cable guides, label holders and a lockable metal door. The top tray can be angled from 0° to 15°, making it ideal for projectors and/or presentations.



Ref.	Description	Qty.	cm (product)	cm (packaging)	kg / m ³ (packaging)
4036	Mobile office Caddy with shelves and metallic door with lock - grey	1	47 x 120 x 50	112 x 51 x 46	43,7 kg / 0,262 m ³
4036/1	Mobile office Caddy with shelves and metallic door with lock - beech	1	47 x 120 x 50	112 x 51 x 46	43,7 kg / 0,262 m ³
4037	Mobile office Caddy with drawers and metallic door with lock - grey	1	47 x 120 x 50	112 x 51 x 46	48,7 kg / 0,262 m ³
4037/1	Mobile office Caddy with drawers and metallic door with lock - beech	1	47 x 120 x 50	112 x 51 x 46	48,7 kg / 0,262 m ³
4038	Accessory for drawers letter sized sf	1	47 x 120 x 50	42 x 3 x 3	1 kg / 0,001 m ³

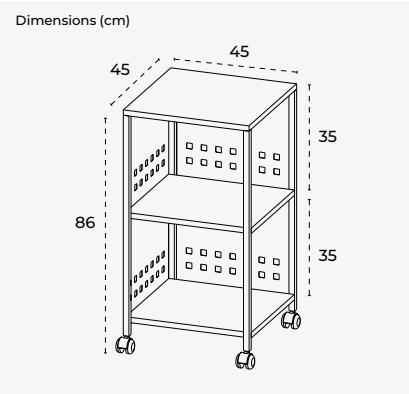
MULTIFUNCTIONAL TROLLEY

VIDEO



Multifunctional trolley made of 19 mm melamine and painted steel. Suitable for storage, catering, audiovisuals, etc. The side panels increase desired privacy. Heavy wheels.

Easy assembly.



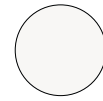
Ref.	Description	Qty.	cm (product)	cm (packaging)	kg / m ³ (packaging)
4035	Multifunctional trolley with metal panels	1	45 x 86 x 45	86 x 47 x 10	17 kg / 0,037 m ³

FILE TROLLEY ADJUSTABLE SIZE



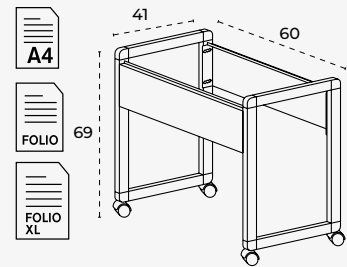
Metal mobile file cart for hanging folders with extendable system for various sizes. White color.

Easy assembly.



(RAL 9003)

Dimensions (cm)



Ref.	Description	Qty.	cm (product)	cm (packaging)	kg / m ³ (packaging)
310	File trolley adjustable size	1	60 x 69 x 41	68 x 43 x 11	8,30 kg / 0,032 m ³

MOBILE FILE TROLLEY



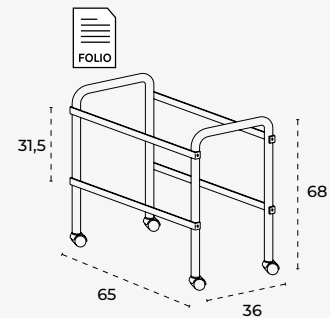
Mobile metallic 2-level file trolley.

Easy assembly.



(RAL 9005)

Dimensions (cm)



Ref.	Description	Qty.	cm (product)	cm (packaging)	kg / m ³ (packaging)
300	Mobile file trolley	1	65 x 68 x 36	68 x 42 x 5	3,30 kg / 0,014 m ³

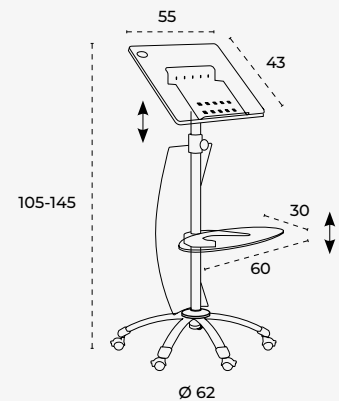
LUXE SPEAKER STAND



Movable presentation lectern with chrome-plated structure and a designer, curved, acrylic surface. Spring-adjustable height for both trays.

Easy assembly.

Dimensions (cm)



Ref.	Description	Qty.	cm (product)	cm (packaging)	kg / m ³ (packaging)
3070	LUXE Speaker stand	1	62 x 105-145 x 62	90 x 62 x 18	15 kg / 0,097 m ³

● Microphone not included

! = Finishes on request

Product sizes = width x height x depth (cm)

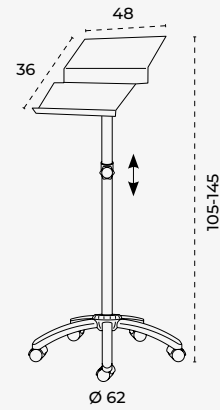
ECO SPEAKER STAND



Mobile presentation stand with metal structure. Spacious metal top tray for comfortable presentations. Height adjustment via spring.

Easy assembly.

Dimensions (cm)



Ref.	Description	Qty.	cm (product)	cm (packaging)	kg / m ³ (packaging)
3080	ECO Speaker stand	1	62 x 105-145 x 62	90 x 62 x 18	9,50 kg / 0,070 m ³

MOBILE MELAMINE TABLE

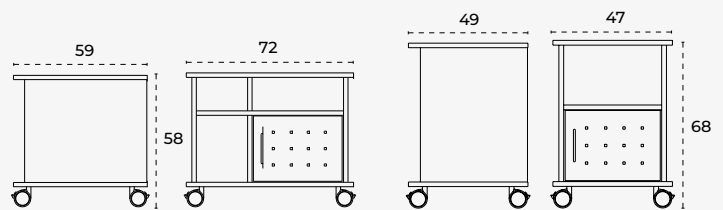
VISUALINE



Movable Melamine Tables. Ideal for large format photocopiers and accessories. They come with metal doors and wheels.

Easy assembly.

Dimensions (cm)



ref. 4020

ref. 4030

Ref.	Description	Qty.	cm (product)	cm (packaging)	kg / m ³ (packaging)
4020	Mobile grey melamine table	1	72 x 58 x 59	84 x 18 x 62	33 kg / 0,090 m ³
4030	Mobile grey melamine table	1	47 x 68 x 49	61 x 54 x 21	20,95 kg / 0,069 m ³

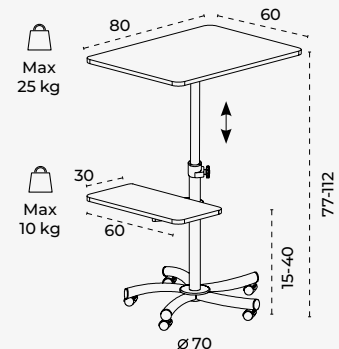
ERGONOMIC WORK DESKS MILAGRO



Movable work tables that are adjustable in height using springs. 2 height-adjustable melamine trays that allow 360° rotation. Metal structure. Perfect for standing or sitting, offering a perfect solution for today's changing work habits.



Dimensions (cm)



Ref.	Description	Qty.	cm (product)	cm (packaging)	kg / m ³ (packaging)
3050V24	Adjustable mobile computer melamine table - grey colour	1	80 x 77-112 x 70	83 x 69 x 18	18 kg / 0,100 m ³
3050/1	Adjustable mobile computer melamine table - beech colour	1	80 x 77-112 x 70	83 x 69 x 18	18 kg / 0,100 m ³

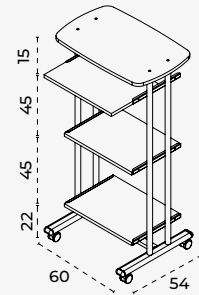
MOBILE COMPUTER TABLE



Mobile computer table with metal structure. All trays move with a fixed metal guide system. The placement of the stops means that shelves can be adjusted according to needs.

Easy assembly.

Dimensions (cm)



Max 15 kg / shelf

Ref.	Description	Qty.	cm (product)	cm (packaging)	kg / m ³ (packaging)
5220V22	Adjustable mobile computer melamine table - grey colour	1	68 x 126 x 54	128 x 54 x 14	20 kg / 0,096 m ³

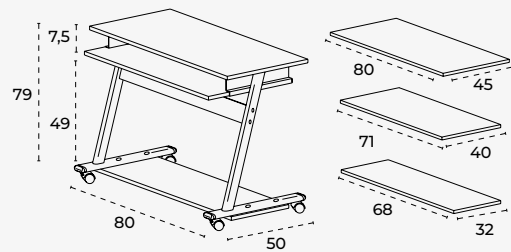
MOBILE COMPUTER TABLE



Mobile computer table with locking system incorporated in front castors. Metallic structure with metal guided pull-out keyboard tray.

Easy assembly.

Dimensions (cm)



Max 10 kg / shelf


Ref.	Description	Qty.	cm (product)	cm (packaging)	kg / m ³ (packaging)
9100	Mobile computer metallic table	1	80 x 79 x 50	86 x 55 x 17	18,35 kg / 0,080 m ³

BINS WITH PEDAL



Stainless steel round pedal trash bins, made from 18/0 grade-A laminated sheet. Includes black, injected polypropylene, inner liner-bucket, perimeter-closure lid that covers the inner liner-bucket. Completely inert inner bucket. Safe for use with everyday products and even aggressive chemicals. Product suitable for hotel bathrooms, restaurants and communities. Available in 5 different sizes.

Dimensions (cm)



Ø 17 / 21 / 25 / 29

Ref.	Description	Qty.	cm (product)	cm (packaging)	kg / m ³ (packaging)
● COV-BIN03	Bin with pedal - 3L - Inox.	1	17 x 26 x 17	27 x 19 x 19	0,75 kg / 0,009 m ³
● COV-BIN07	Bin with pedal - 7L - Inox.	1	21 x 30 x 21	32 x 22 x 22	1,15 kg / 0,015 m ³
● COV-BIN12	Bin with pedal - 12L - Inox.	1	25 x 40 x 25	41 x 28 x 26	1,75 kg / 0,029 m ³
● COV-BIN20	Bin with pedal - 20L - Inox.	1	29 x 45 x 29	46 x 32 x 30	2,40 kg / 0,044 m ³
● COV-BIN30	Bin with pedal - 30L - Inox.	1	29 x 65 x 29	65 x 32 x 31	3,55 kg / 0,064 m ³
● PACK-BIN03	Pack / Bin with pedal - 3L - Inox.	6	17 x 26 x 17	60 x 56 x 20	5,00 kg / 0,067 m ³
● PACK-BIN07	Pack / Bin with pedal - 7L - Inox.	6	21 x 30 x 21	67 x 65 x 24	7,30 kg / 0,104 m ³
● PACK-BIN12	Pack / Bin with pedal - 12L - Inox.	4	25 x 40 x 25	57 x 55 x 43	8,15 kg / 0,134 m ³
● PACK-BIN20	Pack / Bin with pedal - 20L - Inox.	4	29 x 45 x 29	63 x 48 x 3	5,60 kg / 0,099 m ³
● PACK-BIN30	Pack / Bin with pedal - 30L - Inox.	2	29 x 65 x 29	68 x 62 x 34	8,10 kg / 0,143 m ³

● Product available until stocks last

SET

We create workspaces that adapt to all needs. Furniture of great design and quality to create work environments where communication and personal relationships are the main players. The different product families that make up the SET series offer different design solutions that provide users with complete comfort thanks to the

ergonomics of the different elements, making the office a friendly place to work and meet, where time can reduce its speed, to optimize the different elements processes carried out in each type of activity.



**STAND - E-TABLE - BLANCA - TOTAL - EXECUTIVE
METAL - WORK - SMART - ACOUSTIC - STORE
WELCOME - MEETING - ROTATION - ROLL**



SET

STAND

The high tables from the STAND range offer a combination of functionality and elegance. Ideal for collective work areas, coworking, offices, etc. Its structure with inclined legs gives the ensemble a touch of distinction and design.

Solid structure made of 30 x 30 mm steel tube consisting of side legs and crossbars. The legs incorporate

height-adjustable levelers of 2 cm. All of this is painted according to the model. The tabletop is 25 mm thick melamine in a colour according to the model and edged with 1 mm PVC in the same colour. The STAND range has an additional structure to provide this series with all kinds of accessories to solve all needs in a more comfortable and practical way.



Zmec: Drilling for boards
(net price per board to be drilled)

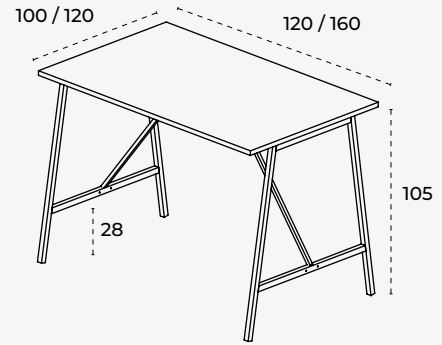


SET

STAND - INDIVIDUAL HIGH TABLES



Dimensions (cm)



Ref.	Description	Qty.	cm (surface)	cm (product)	N° packs	kg / m ³ (packaging)
● 2007 XX XX	STAND table - painted structure / melamine top	1	120 x 120	120 x 120 x 105	3	44,20 kg / 0,152 m ³
● 2009 XX XX	STAND table - painted structure / melamine top	1	160 x 100	160 x 100 x 105	3	48,65 kg / 0,189 m ³

● Contact us for other finishes

WHITE STRUCTURE



ANTHRACITE STRUCTURE



STAND - UPPER STRUCTURES FOR HIGH TABLES

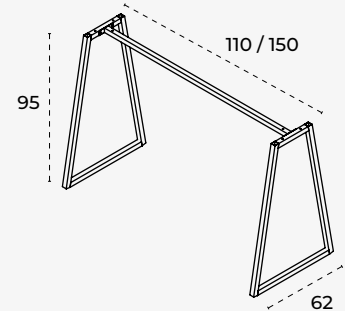


Upper structure from the STAND range to offer the possibility to use different accessories to assist in your various tasks. Magazine racks, trays (for plants, books, office products), boards for pots, etc.

olid structure made of 30 x 30 mm steel tube formed by side legs and central crossbar. All of this painted according each model.



Dimensions (cm)



Ref.	Description	Qty.	cm (product)	N° packs	kg / m ³ (packaging)
● 2100 X	STAND - Upper structures for high tables of 120cm - painted structure	1	110 x 62 x 95	2	9,50 kg / 0,035 m ³
● 2110 X	STAND - Upper structures for high tables of 160cm - painted structure	1	150 x 62 x 95	2	12,30 kg / 0,041 m ³

● Contact us for other finishes

! = Finishes on request

Product sizes = width x height x depth (cm)

STAND - TABLETOP FOR STAND UPPER STRUCTURE



Tabletops designed for the upper structures of the STAND range. Made in 19mm melamine with a 1mm edge, they allow for increased workspace, storage, etc., while providing a more pleasant feeling to enhance the work environment.

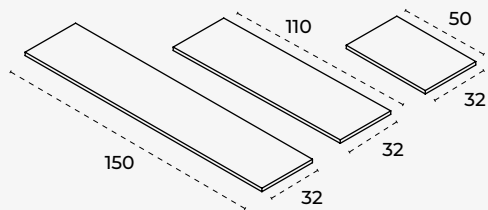


04



08

Dimensions (cm)



Ref.	Description	Qty.	cm (surface)	cm (product)	cm (packaging)	kg / m ³ (packaging)
● 2983 XX	150cm lenght tabletop for STAND upper structure	1	150 x 32	150 x 32 x 2,5	158 x 33 x 3	7,70 kg / 0,015 m ³
● 2984 XX	110cm lenght tabletop for STAND upper structure	1	110 x 32	110 x 32 x 2,5	118 x 33 x 3	6,20 kg / 0,011 m ³
● 2988 XX	50cm lenght tabletop for STAND upper structure	1	50 x 32	50 x 32 x 2,5	58 x 33 x 3	3,50 kg / 0,005 m ³

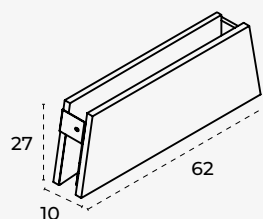
● Structure not included. Contact us for other finishes

STAND MAGAZINE RACK FOR UPPER STRUCTURE



Magazine racks designed for the upper structures of the STAND range. Made in 19mm melamine with a 1mm edge, they allow for increased storage capacity and provide a more pleasant feeling to enhance the work environment.

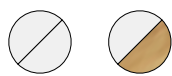
Dimensions (cm)



Ref.	Description	Qty.	cm (product)	cm (packaging)	kg / m ³ (packaging)
● 2982 XX XX	STAND magazine rack - melamine	1	62 x 27 x 10	70 x 27 x 5	5,70 kg / 0,009 m ³

● Structure not included. Contact us for other finishes

WHITE STRUCTURE



SM04

SM08

ANTHRACITE STRUCTURE



SY04

SY08

STAND - METALLIC HANGING MAGAZINE RACKS



2980ST Y



Hanging magazine racks designed for the upper structures of the STAND range. Made in sheet metal, they allow for increased storage capacity.

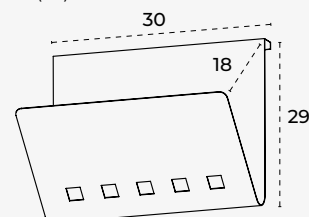


M



Y

Dimensions (cm)




Ref.	Description	Qty.	cm (product)	cm (packaging)	kg / m ³ (packaging)
● 2980ST X	STAND - metallic hanging magazine racks	1	30 x 29 x 18	31 x 31 x 19	2,25 kg / 0,018 m ³

● Contact us for other finishes

STAND - HANGING TRAYS DESIGNED FOR THE UPPER STRUCTURES

NEW

2902ST Y



Hanging trays designed for the upper structures of the STAND range. Made in steel sheet, they allow for increased storage capacity and versatile uses according to each moment's needs.

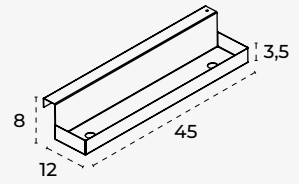


M



Y

Dimensions (cm)



Ref.	Description	Qty.	cm (product)	cm (packaging)	kg / m ³ (packaging)
● 2902ST X	Bandeja metálica suspendida STAND	1	45 x 8 x 12	45 x 12 x 9	1,9 kg / 0,004 m ³

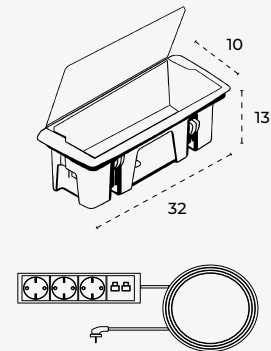
● Contact us for other finishes

CONNECTION BOX



Junction boxes 32 x 13 cm. Part number 2964 has 3 SCHUKO units, 1 2RJ45 unit, and 2 meters of AC cable.

Dimensions (cm)



Ref.	Description	Qty.	cm (product)	cm (packaging)	kg / m ³ (packaging)
● 2964	Box + 3 schuko + 2RJ45 + 2m cable	1	32 x 13 x 10	35 x 14 x 14	1,2 kg / 0,006 m ³
● 2965	Empty box	1	32 x 13 x 10	35 x 14 x 14	0,5 kg / 0,006 m ³

● Zmec: Drilling for boards (net price per board to be drilled)



E-TABLE

The E-TABLE series tables feature an electric height adjustment system that allows users to change the position of the table to work while sitting or standing. It is the perfect solution for correct postural health. The combination of both positions in everyday working life not only promotes health, but also increases productivity and creativity. Motorized system in accordance with EN62233 2008 standard to cover the most demanding work requirements.

Structure made of tubular and sheet steel, painted in epoxy resin RAL 9003, with three-stage height adjustable column (minimum 620 mm - maximum 1260 mm) by

means of electric adjustment device to achieve the desired height for easy and quick work. Includes height adjustment leveler of up to 2 cm. Table tops made of 25 mm thick melamine in the color depending on the model and edged with 1 mm thick PVC in the same color.

Series with different table formats to create the different work areas that can compose each project and adapt to any space. Individual tables, benches with 2 seats, as well as the associated accessories (CPU carriers, cable ducts, aprons,...). Consult Rocada for available options, as well as the possibility of special custom-made products.



Zmec: Drilling for boards
(net price per board to be drilled)

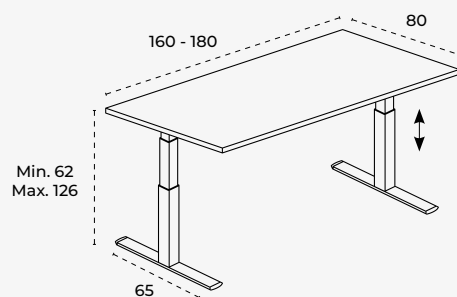


SET

E-TABLE - INDIVIDUAL TABLES WITH ELECTRIC HEIGHT ADJUSTMENT

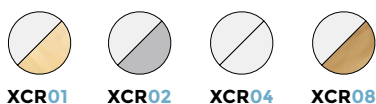


Dimensions (cm)



Ref.	Description	Qty.	cm (surface)	cm (product)	N° packs	kg / m ³ (packaging)
2002XCR XX	E-table with electric and height adjustment system - 3 telescopic levels - melamine top	1	160 x 80	160 x 62-126 x 80	3	48,5 kg / 0,098 m ³
2003XCR XX	E-table with electric and height adjustment system - 3 telescopic levels - melamine top	1	180 x 80	180 x 62-126 x 80	3	52,5 kg / 0,102 m ³

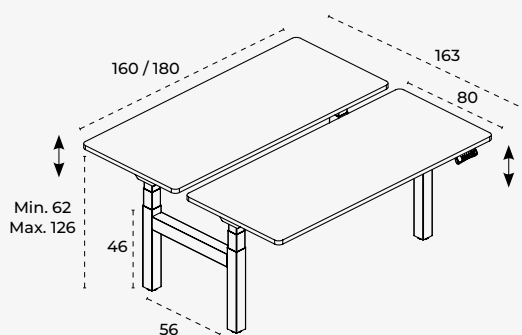
WHITE STRUCTURE



E-TABLE - DOUBLE TABLES WITH ELECTRIC HEIGHT ADJUSTMENT



Dimensions (cm)



Ref.	Description	Qty.	cm (surface)	cm (product)	N° packs	kg / m ³ (packaging)
2201XCR XX	Doble E-Table with electric and height adjustment system - 3 telescopic levels - melamine top	1	160 x 163	160 x 62-126 x 163	5	104 kg / 0,259 m ³
2202XCR XX	Doble E-Table with electric and height adjustment system - 3 telescopic levels - melamine top	1	180 x 163	180 x 62-126 x 163	5	110,5 kg / 0,266 m ³

WHITE STRUCTURE

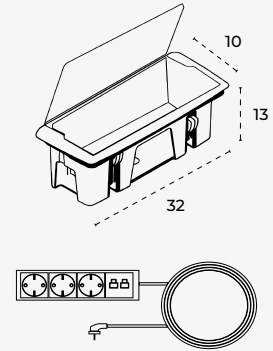


CONNECTION BOX



Junction boxes 32 x 13 cm.
Part number 2964 has 3 SCHUKO units, 1 2RJ45 unit, and 2 meters of AC cable.

Dimensions (cm)



Ref.	Description	Qty.	cm (product)	cm (packaging)	kg / m ³ (packaging)
● 2964	Box + 3 shucko + 2RJ45 + 2m cable	1	32 x 13 x 10	35 x 14 x 14	1,2 kg / 0,006 m ³
● 2965	Empty box	1	32 x 13 x 10	35 x 14 x 14	0,5 kg / 0,006 m ³

● Zmec: Drilling for boards (net price per board to be drilled)

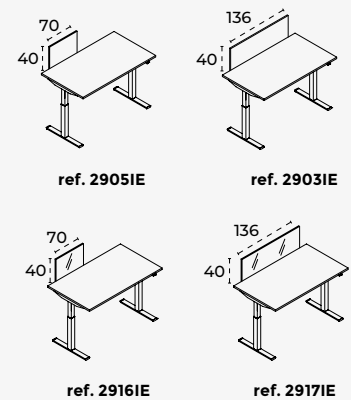
DIVIDERS FOR TABLES WITH MELAMINE SURFACE

2903IE 04




The different types of dividers fit any surface and any size, varying the attachments and materials according to the table surface where it is to be installed. Available in 10 mm thick translucent tempered glass, or made from 25 mm melamine. Color depends on the product, edging in 1 mm PVC of the same color.

Dimensions (cm)



Ref.	Description	Qty.	cm (surface)	cm (product)	N° packs	kg / m ³ (packaging)
2903IE XX	Melamine divider / Individual table / Melamine board	1	136 x 40	136 x 40 x 2,5	1	10 kg / 0,032 m ³
2905IE XX	Melamine divider / Individual table / Melamine board	1	70 x 40	70 x 40 x 2,5	1	7 kg / 0,020 m ³
2917IE	Glass divider / Individual table / Melamine board	1	136 x 40	136 x 40 x 1	1	14 kg / 0,053 m ³
2916IE	Glass divider / Individual table / Melamine board	1	70 x 40	70 x 40 x 1	1	7 kg / 0,020 m ³



2903IE 04





TABLE DIVIDERS



ref. 2905IE / 2903IE

ref. 2916IE / 2917IE



SET

BLANCA

The BLANCA series tables offer a perfect combination between functionality and elegance. Its solid steel structure composed of inclined legs gives the table as a whole a touch of distinction and design, enhancing the work environments in which they are located.

Central crossbars made of 30 x 30 mm square section steel tube fixed to the side feet using solid joints. Side feet made of steel tube with a rectangular section of 60 x 30 mm with lower levelers for height adjustment of 2 cm. All painted in colored epoxy depending on the model. Table

tops made of 10mm thick tempered glass or 25mm thick melamine in color depending on the model and edged in 1mm PVC of the same color.

Series with different table formats to be able to furnish the different work areas that can make up any project, adapting to each space. Individual tables, auxiliary wings, 2 and 4-seater benches, etc. as well as their associated accessories (CPU supports, cable passages, modesty panel,...). Consult Rocada for available options, as well as the possibility of special custom-made products.



Zmec: Drilling for boards
(net price per board to be drilled).
Only for melamine boards



SET

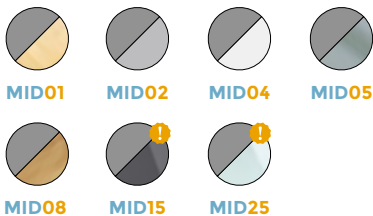
BLANCA - INDIVIDUAL TABLES



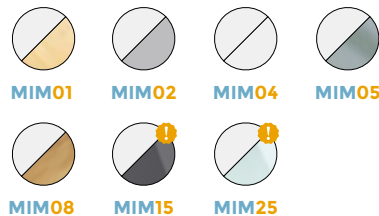
Ref.	Description	Qty.	cm (surface)	cm (product)	N° packs	kg / m ³ (packaging)
● 2000 XXX XX	BLANCA table - painted structure / melamine top	1	120 x 60	120 x 74 x 60	3	35 kg / 0,147 m ³
2001 XXX XX	BLANCA table - painted structure / melamine top	1	140 x 80	140 x 74 x 80	3	38 kg / 0,172 m ³
2002 XXX XX	BLANCA table - painted structure / melamine top	1	160 x 80	160 x 74 x 80	3	48 kg / 0,182 m ³
2003 XXX XX	BLANCA table - painted structure / melamine top	1	180 x 80	180 x 74 x 80	3	52 kg / 0,192 m ³
2004 XXX XX	BLANCA table - painted structure / melamine top	1	200 x 80	200 x 74 x 80	3	58 kg / 0,209 m ³
2005 XXX XX	BLANCA table - painted structure / melamine top	1	200 x 100	200 x 74 x 100	3	63 kg / 0,222 m ³
2000 XXX XX	BLANCA table - painted structure / glass top	1	120 x 60	120 x 74 x 60	3	35 kg / 0,147 m ³
2001 XXX XX	BLANCA table - painted structure / glass top	1	140 x 80	140 x 74 x 80	3	38 kg / 0,172 m ³
2002 XXX XX	BLANCA table - painted structure / glass top	1	160 x 80	160 x 74 x 80	3	48 kg / 0,182 m ³
2003 XXX XX	BLANCA table - painted structure / glass top	1	180 x 80	180 x 74 x 80	3	52 kg / 0,192 m ³
2004 XXX XX	BLANCA table - painted structure / glass top	1	200 x 80	200 x 74 x 80	3	58 kg / 0,209 m ³
2005 XXX XX	BLANCA table - painted structure / glass top	1	200 x 100	200 x 74 x 100	3	63 kg / 0,222 m ³

● Ref 2000: not suitable for wing table

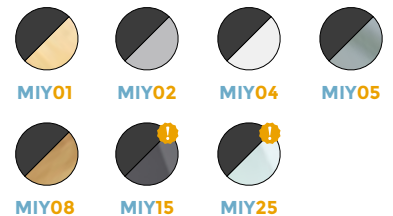
GREY STRUCTURE



WHITE STRUCTURE



ANTHRACITE STRUCTURE



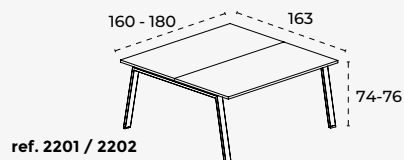
! = Finishes on request

Product sizes = width x height x depth (cm)

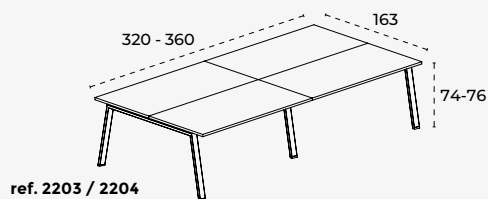
BLANCA - DOUBLE TABLES



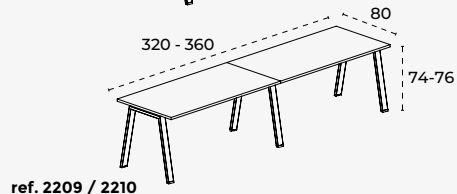
Dimensions (cm)



ref. 2201 / 2202



ref. 2203 / 2204

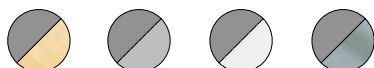


ref. 2209 / 2210

Ref.	Description	Qty.	cm (surface)	cm (product)	N° packs	kg / m ³ (packaging)
● 2201 XXX XX	BLANCA double table - painted structure / melamine top	1	160 x 163	160 x 74 x 163	4	80 kg / 0,257 m ³
● 2202 XXX XX	BLANCA double table - painted structure / melamine top	1	180 x 163	180 x 74 x 163	4	87 kg / 0,276 m ³
● 2201 XXX XX	BLANCA double table - painted structure / glass top	1	160 x 163	160 x 74 x 163	4	80 kg / 0,257 m ³
● 2202 XXX XX	BLANCA double table - painted structure / glass top	1	180 x 163	180 x 74 x 163	4	87 kg / 0,276 m ³
Ref.	Description	Qty.	cm (surface)	cm (product)	N° packs	kg / m ³ (packaging)
● 2203 XXX XX	BLANCA 4 workstations - painted structure / melamine top	1	320 x 163	320 x 74 x 163	8	154 kg / 0,461 m ³
● 2204 XXX XX	BLANCA 4 workstations - painted structure / melamine top	1	360 x 163	360 x 74 x 163	8	169 kg / 0,496 m ³
● 2203 XXX XX	BLANCA 4 workstations - painted structure / glass top	1	320 x 163	320 x 74 x 163	8	154 kg / 0,461 m ³
● 2204 XXX XX	BLANCA 4 workstations - painted structure / glass top	1	360 x 163	360 x 74 x 163	8	169 kg / 0,496 m ³
Ref.	Description	Qty.	cm (surface)	cm (product)	N° packs	kg / m ³ (packaging)
● 2209 XXX XX	BLANCA double linear table - painted structure / melamine top	1	320 x 80	320 x 74 x 80	5	88 kg / 0,335 m ³
● 2210 XXX XX	BLANCA double linear table - painted structure / melamine top	1	360 x 80	360 x 74 x 80	5	98 kg / 0,415 m ³
● 2209 XXX XX	BLANCA double linear table - painted structure / glass top	1	320 x 80	320 x 74 x 80	5	88 kg / 0,335 m ³
● 2210 XXX XX	BLANCA double linear table - painted structure / glass top	1	360 x 80	360 x 74 x 80	5	98 kg / 0,415 m ³

● Growth structure on request. Consult Rocada

GREY STRUCTURE

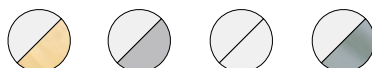


MID01 MID02 MID04 MID05



MID08 MID15 MID25

WHITE STRUCTURE



MIM01 MIM02 MIM04 MIM05



MIM08 MIM15 MIM25

ANTHRACITE STRUCTURE



MIY01 MIY02 MIY04 MIY05

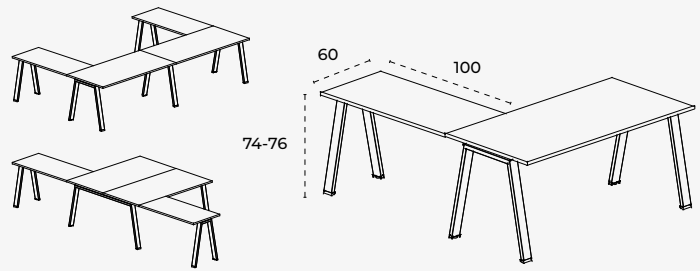


MIY08 MIY15 MIY25

BLANCA - AUXILIARY WINGS

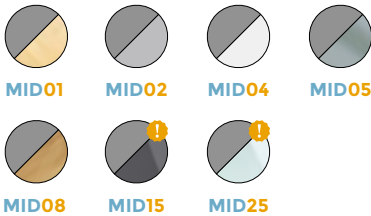


Dimensions (cm)

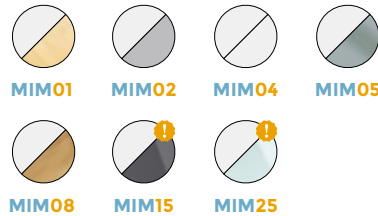


Ref.	Description	Qty.	cm (surface)	cm (product)	N° packs	kg / m ³ (packaging)
2107 XXX XX	BLANCA wing table - painted structure / melamine top	1	100 x 60	100 x 74 x 60	4	26,5 kg / 0,144 m ³
2107 XXX XX	BLANCA wing table - painted structure / glass top	1	100 x 60	100 x 74 x 60	4	26,5 kg / 0,144 m ³

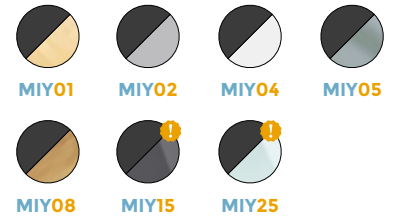
GREY STRUCTURE



WHITE STRUCTURE



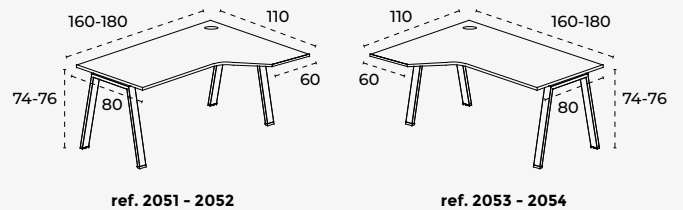
ANTHRACITE STRUCTURE



BLANCA - INDIVIDUAL "L" TABLES



Dimensions (cm)



Ref.	Description	Qty.	cm (surface)	cm (product)	N° packs	kg / m ³ (packaging)
● 2051 XXX XX	BLANCA L right table - painted structure / melamine top	1	160 x 80-110	160 x 74 x 110	3	52 kg / 0,172 m ³
● 2052 XXX XX	BLANCA L right table - painted structure / melamine top	1	180 x 80-110	180 x 74 x 110	3	54 kg / 0,184 m ³
● 2053 XXX XX	BLANCA L left table - painted structure / melamine top	1	160 x 80-110	160 x 74 x 110	3	52 kg / 0,172 m ³
● 2054 XXX XX	BLANCA L left table - painted structure / melamine top	1	180 x 80-110	180 x 74 x 110	3	54 kg / 0,184 m ³

● Cable hole as standard

GREY STRUCTURE



WHITE STRUCTURE



ANTHRACITE STRUCTURE



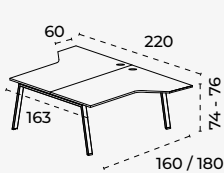
! = Finishes on request

Product sizes = width x height x depth (cm)

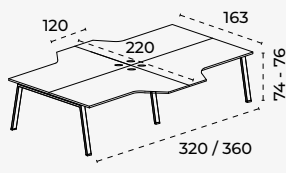
BLANCA - MESAS "L" DOBLES



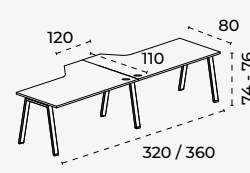
Dimensions (cm)



ref. 2205 / 2206



ref. 2207 / 2208



ref. 2211 / 2212

Ref.	Description	Qty.	cm (surface)	cm (product)	N° packs	kg / m ³ (packaging)
● 2205 XXX XX	BLANCA L double table - painted structure / melamine top	1	160 x 163-220	160 x 74 x 220	4	88 kg / 0,315 m ³
● 2206 XXX XX	BLANCA L double table - painted structure / melamine top	1	180 x 163-220	180 x 74 x 220	4	94 kg / 0,346 m ³
Ref.	Description	Qty.	cm (surface)	cm (product)	N° packs	kg / m ³ (packaging)
● 2207 XXX XX	BLANCA L 4 workstations - painted structure / melamine top	1	320 x 163-220	320 x 74 x 220	8	167 kg / 0,485 m ³
● 2208 XXX XX	BLANCA L 4 workstations - painted structure / melamine top	1	360 x 163-220	360 x 74 x 220	8	182 kg / 0,496 m ³
Ref.	Description	Qty.	cm (surface)	cm (product)	N° packs	kg / m ³ (packaging)
● 2211 XXX XX	BLANCA L double linear table - painted structure / melamine top	1	320 x 80-110	320 x 74 x 110	6	96 kg / 0,403 m ³
● 2212 XXX XX	BLANCA L double linear table - painted structure / melamine top	1	360 x 80-110	360 x 74 x 110	6	104 kg / 0,445 m ³

● Cable hole as standard / Growth structure on request. Consult Rocada

GREY STRUCTURE



WHITE STRUCTURE



ANTHRACITE STRUCTURE



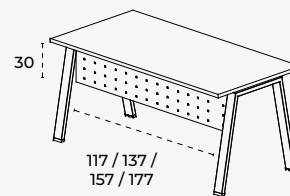
BLANCA / TOTAL - MODESTY PANEL



Metallic modesty panel for tables from the TOTAL and BLANCA ranges, made of sheet metal.



Dimensions (cm)



Ref.	Description	Qty.	cm (product)	cm (packaging)	kg / m ³ (packaging)
3939 X	BLANCA - Metallic modesty panel for table 140 cm	1	117 x 30 x 1	121 x 32 x 5	5 kg / 0.019 m ³
3940 X	BLANCA - Metallic modesty panel for table 160 cm	1	137 x 30 x 1	141 x 32 x 5	5.5 kg / 0.022 m ³
3941 X	BLANCA - Metallic modesty panel for table 180 cm	1	157 x 30 x 1	161 x 32 x 5	6 kg / 0.025 m ³
3942 X	BLANCA - Metallic modesty panel for table 200 cm	1	177 x 30 x 1	181 x 32 x 5	6.5 kg / 0.028 m ³

BLANCA - CPU STANDS



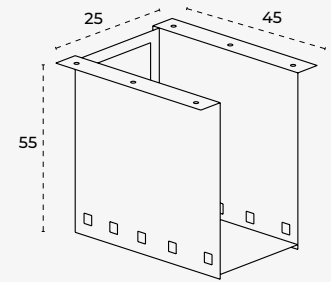
2943 W

CPU stands ideal for an organized workspace.

Made from a 1,5 mm thick folded sheet steel. They can be attached to the melamine boards on the BLANCA, TOTAL, EXECUTIVE and WORK ranges. The openings in the plate allow for correct connection of cables and at the same time optimal ventilation.




Dimensions (cm)



Ref.	Description	Qty.	cm (product)	cm (packaging)	kg / m ³ (packaging)
● 2943 X	CPU stands for tables with melamine board	1	25 x 55 x 45	59 x 47 x 4	9 kg / 0,011 m ³

● Only to be used on melamine boards

CABLE DUCT

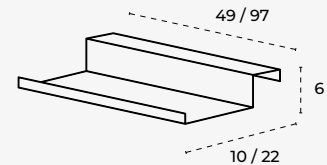


2922 W

Under-table wiring system, created for better wire routing across our range of tables, for both melamine and glass-top tables. Metal structure, made of sheet metal and painted with epoxy color depending on the model. Available in grey, white and anthracite.



Dimensions (cm)



Ref.	Description	Qty.	cm (product)	cm (packaging)	kg / m ³ (packaging)
● 2921 X	Cable duct	1	49 x 6 x 10	50 x 7 x 11	1 kg / 0,003 m ³
● 2922 X	Cable duct big format	1	97 x 6 x 22	101 x 8 x 26	3,5 kg / 0,021 m ³

● Only melamine boards. Accessory ref 2922 to be used from 140 cm tables

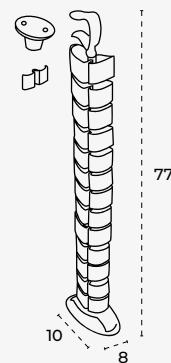
WIRING SYSTEM



Membrane cable conduits in column format, a good solution for keeping cables organized. Aluminum color.

Hinged cable conduits for office tables. Attachment to table top using screws (included), or clips for glass surfaces. A very good solution to keep cables organized. Organize and arrange cables for desktop electronics to prevent them from getting tangled. Made from PVC, finished in aluminum grey.

Dimensions (cm)



Ref.	Description	Qty.	cm (product)	cm (packaging)	kg / m ³ (packaging)
● 2901	Wiring system	1	10 x 77 x 8	46 x 46 x 7	2 kg / 0,014 m ³

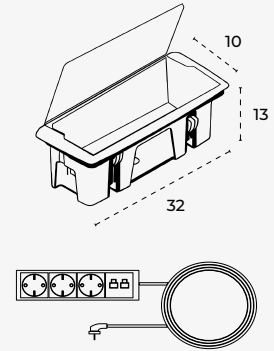
● Only to be used on melamine boards

CONNECTION BOX



Junction boxes 32 x 13 cm.
Part number 2964 has 3 SCHUKO units, 1 2RJ45 unit, and 2 meters of AC cable.

Dimensions (cm)



Ref.	Description	Qty.	cm (product)	cm (packaging)	kg / m ³ (packaging)
2964	Box + 3 shucko + 2RJ45 + 2m cable	1	32 x 13 x 10	35 x 14 x 14	1,2 kg / 0,006 m ³
2965	Empty box	1	32 x 13 x 10	35 x 14 x 14	0,5 kg / 0,006 m ³

● Zmec: Drilling for boards (net price per board to be drilled). Only for melamine boards

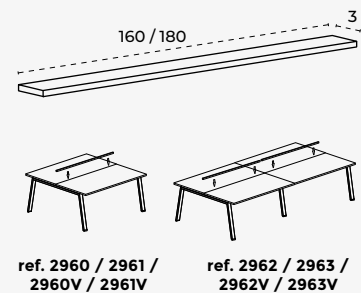
COVER FOR DOUBLE TABLES



Covers in rectangular tube format to avoid separation between double and quadruple table boards. Made of steel sheet and painted in epoxy color depending on the model. Discover the full range of trim pieces to fit all our double and quad tables.



Dimensions (cm)



Ref.	Description	Qty.	cm (product)	kg / m ³ (packaging)
2960 XX	Top cover for double talbe with melamine board ref. 2201 - 160cm	1	160 x 3 x 2	2 kg / 0,005 m ³
2961 XX	Top cover for double talbe with melamine board ref. 2202 - 180cm	1	180 x 3 x 2	2 kg / 0,005 m ³
2962 XX	Top cover for double talbe with melamine board ref. 2203 - 160cm	2	160 x 3 x 2	4 kg / 0,005 m ³
2963 XX	Top cover for double talbe with melamine board ref. 2204 - 180cm	2	180 x 3 x 2	4 kg / 0,005 m ³
2960V XX	Top cover for double talbe with glass board ref. 2201 - 160cm	1	160 x 3 x 1	2 kg / 0,005 m ³
2961V XX	Top cover for double talbe with glass board ref. 2202 - 180cm	1	180 x 3 x 1	2 kg / 0,005 m ³
2962V XX	Top cover for double talbe with glass board ref. 2203 - 160cm	2	160 x 3 x 1	4 kg / 0,005 m ³
2963V XX	Top cover for double talbe with glass board ref. 2204 - 180cm	2	180 x 3 x 1	4 kg / 0,005 m ³

TABLE DIVIDERS



ref. 2903IE / 2905IE



ref. 2916IE / 2917IE




ref. 2905AE



ref. 2916



ref. 2903IV / 2905IV



ref. 2916IV / 2917IV

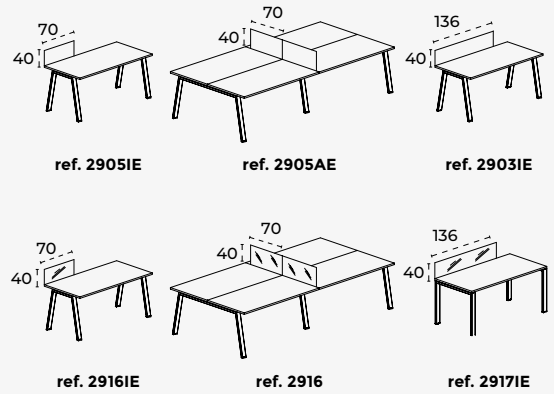


DIVIDERS FOR TABLES WITH MELAMINE SURFACE

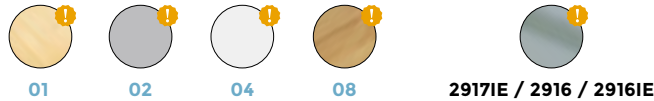


The different types of dividers fit any surface and any size, varying the attachments and materials according to the table surface where it is to be installed. Available in 10 mm thick translucent tempered glass, or made from 25 mm melamine. Color depends on the product, edging in 1 mm PVC of the same color.

Dimensions (cm)



Ref.	Description	Qty.	cm (surface)	cm (product)	N° packs	kg / m ³ (packaging)
2903IE XX	Melamine divider / Individual table / Melamine board	1	136 x 40	136 x 40 x 2,5	1	10 kg / 0,032 m ³
2905AE XX	Melamine divider / Individual table / Melamine board	1	70 x 40	70 x 40 x 2,5	1	7 kg / 0,020 m ³
2905IE XX	Melamine divider / Individual table / Melamine board	1	70 x 40	70 x 40 x 2,5	1	7 kg / 0,020 m ³
2917IE	Glass divider / Individual table / Melamine board	1	136 x 40	136 x 40 x 1	1	14 kg / 0,053 m ³
2916	Glass divider / Individual table / Melamine board	1	70 x 40	70 x 40 x 1	1	7 kg / 0,020 m ³
2916IE	Glass divider / Individual table / Melamine board	1	70 x 40	70 x 40 x 1	1	7 kg / 0,020 m ³

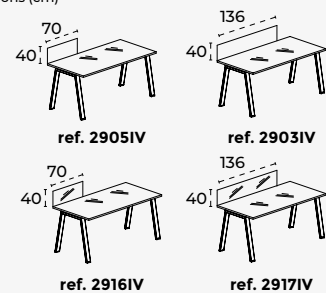


DIVIDERS FOR TABLES WITH GLASS SURFACES

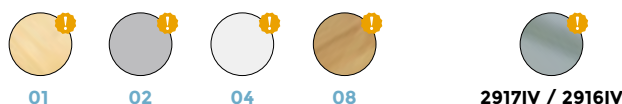


The different types of dividers fit any surface and any size, varying the attachments and materials according to the table surface where it is to be installed. Available in 10 mm thick translucent tempered glass, or made from 25 mm melamine. Color depends on the product, edging in 1 mm PVC of the same color.

Dimensions (cm)



Ref.	Description	Qty.	cm (surface)	cm (product)	N° packs	kg / m ³ (packaging)
2903IV XX	Melamine divider / Individual table / Glass board	1	136 x 40	136 x 40 x 2,5	1	10 kg / 0,032 m ³
2905IV XX	Melamine divider / Individual table / Glass board	1	70 x 40	70 x 40 x 2,5	1	7 kg / 0,020 m ³
2917IV	Glass divider / Individual table / Glass board	1	136 x 40	136 x 40 x 1	1	14 kg / 0,053 m ³
2916IV	Glass divider / Individual table / Glass board	1	70 x 40	70 x 40 x 1	1	7 kg / 0,020 m ³



TOTAL

The tables in the TOTAL series perfectly combine concepts such as robustness and lightness. Its solid steel construction of inverted U-shaped legs gives the table as a whole a touch of elegance and design, emphasizing the elements of its surroundings.

Central crossbars made of tubular steel with a square cross section of 30 x 30 mm, which are attached to the side feet with stable joints. Side feet made of tubular steel with a rectangular cross-section of 60 x 30 mm with lower leveling feet for height adjustment of 2 cm. Depending on the model, all are painted with colored

epoxy resin. Table tops made of 10 mm thick tempered glass or 25 mm thick melamine in the color depending on the model and edged with 1 mm thick PVC in the same color.

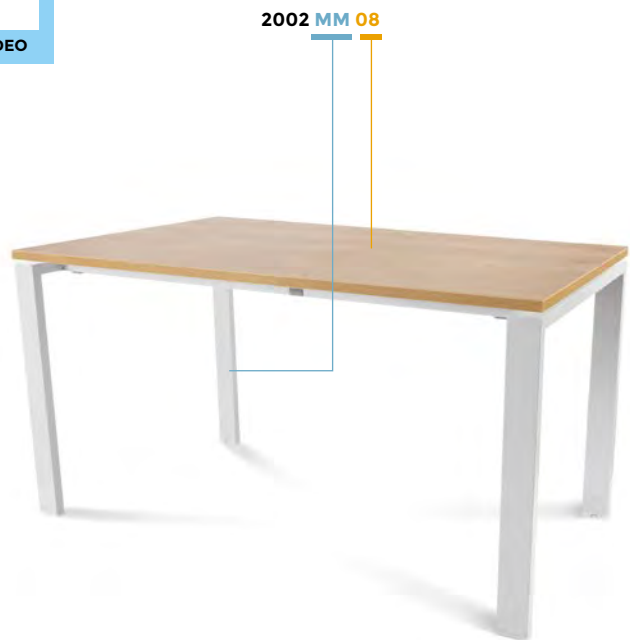
Series with different table formats to create the different work areas that can compose each project and adapt to any space. Individual tables, side wings, 2- and 4-seater benches, etc. as well as the associated accessories (CPU carriers, cable ducts, modesty panel, etc.). Consult Rocada for available options, as well as the possibility of special custom-made products.



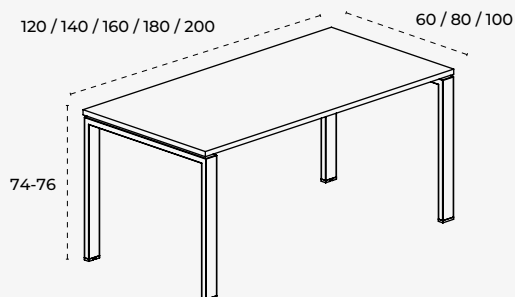
Zmec: Drilling for boards
(net price per board to be drilled).
Only for melamine boards



TOTAL - SINGLE TABLES



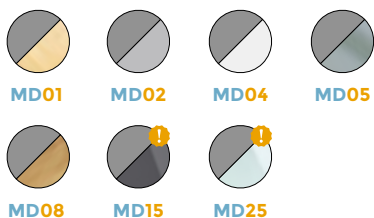
Dimensions (cm)



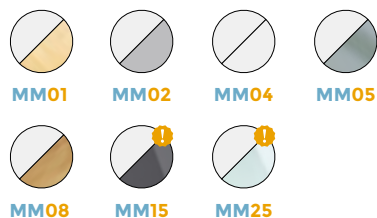
Ref.	Description	Qty.	cm (surface)	cm (product)	N° packs	kg / m ³ (packaging)
● 2000 XX XX	TOTAL table - painted structure / melamine top	1	120 x 60	120 x 74 x 60	3	37 kg / 0,147 m ³
2001 XX XX	TOTAL table - painted structure / melamine top	1	140 x 80	140 x 74 x 80	3	40 kg / 0,172 m ³
2002 XX XX	TOTAL table - painted structure / melamine top	1	160 x 80	160 x 74 x 80	3	50 kg / 0,182 m ³
2003 XX XX	TOTAL table - painted structure / melamine top	1	180 x 80	180 x 74 x 80	3	54 kg / 0,192 m ³
2004 XX XX	TOTAL table - painted structure / melamine top	1	200 x 80	200 x 74 x 80	3	60 kg / 0,209 m ³
2005 XX XX	TOTAL table - painted structure / melamine top	1	200 x 100	200 x 74 x 100	3	65 kg / 0,222 m ³
2000 XX XX	TOTAL table - painted structure / glass top	1	120 x 60	120 x 74 x 60	3	37 kg / 0,147 m ³
2001 XX XX	TOTAL table - painted structure / glass top	1	140 x 80	140 x 74 x 80	3	40 kg / 0,172 m ³
2002 XX XX	TOTAL table - painted structure / glass top	1	160 x 80	160 x 74 x 80	3	50 kg / 0,182 m ³
2003 XX XX	TOTAL table - painted structure / glass top	1	180 x 80	180 x 74 x 80	3	54 kg / 0,192 m ³
2004 XX XX	TOTAL table - painted structure / glass top	1	200 x 80	200 x 74 x 80	3	60 kg / 0,209 m ³
2005 XX XX	TOTAL table - painted structure / glass top	1	200 x 100	200 x 74 x 100	3	65 kg / 0,222 m ³

● Ref 2000: not suitable for wing table

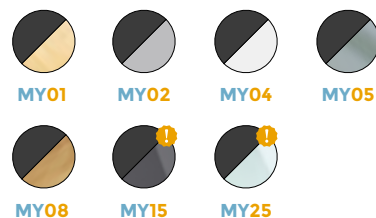
GREY STRUCTURE



WHITE STRUCTURE



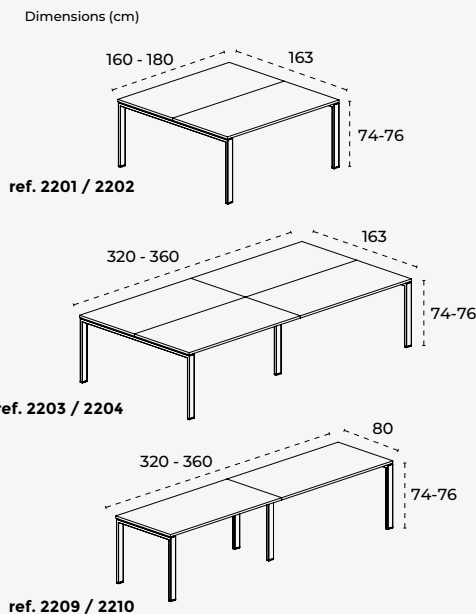
ANTHRACITE STRUCTURE



i = Finishes on request

Product sizes = width x height x depth (cm)

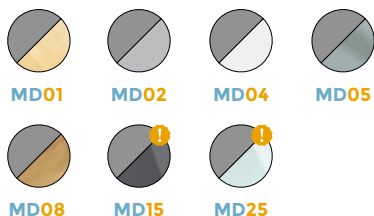
TOTAL - DOUBLE TABLES



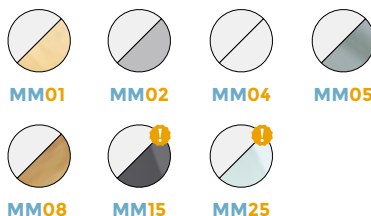
Ref.	Description	Qty.	cm (surface)	cm (product)	N° packs	kg / m ³ (packaging)
● 2201 XX XX	TOTAL double table - painted structure / melamine top	1	160 x 163	160 x 74 x 163	4	84 kg / 0,257 m ³
● 2202 XX XX	TOTAL double table - painted structure / melamine top	1	180 x 163	180 x 74 x 163	4	91 kg / 0,276 m ³
● 2201 XX XX	TOTAL double table - painted structure / glass top	1	160 x 163	160 x 74 x 163	4	84 kg / 0,257 m ³
● 2202 XX XX	TOTAL double table - painted structure / glass top	1	180 x 163	180 x 74 x 163	4	91 kg / 0,276 m ³
Ref.	Description	Qty.	cm (surface)	cm (product)	N° packs	kg / m ³ (packaging)
● 2203 XX XX	TOTAL 4 workstations - painted structure / melamine top	1	320 x 163	320 x 74 x 163	8	162 kg / 0,461 m ³
● 2204 XX XX	TOTAL 4 workstations - painted structure / melamine top	1	360 x 163	360 x 74 x 163	8	177 kg / 0,496 m ³
● 2203 XX XX	TOTAL 4 workstations - painted structure / glass top	1	320 x 163	320 x 74 x 163	8	162 kg / 0,461 m ³
● 2204 XX XX	TOTAL 4 workstations - painted structure / glass top	1	360 x 163	360 x 74 x 163	8	177 kg / 0,496 m ³
Ref.	Description	Qty.	cm (surface)	cm (product)	N° packs	kg / m ³ (packaging)
● 2209 XX XX	TOTAL double linear table - painted structure / melamine top	1	320 x 80	320 x 74 x 80	5	92 kg / 0,336 m ³
● 2210 XX XX	TOTAL double linear table - painted structure / melamine top	1	360 x 80	360 x 74 x 80	5	102 kg / 0,416 m ³
● 2209 XX XX	TOTAL double linear table - painted structure / glass top	1	320 x 80	320 x 74 x 80	5	92 kg / 0,336 m ³
● 2210 XX XX	TOTAL double linear table - painted structure / glass top	1	360 x 80	360 x 74 x 80	5	102 kg / 0,416 m ³

● Growth structure on request. Consult Rocada

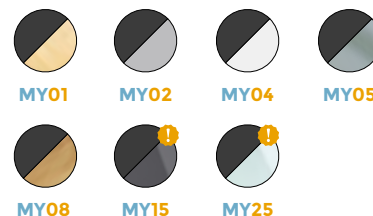
GREY STRUCTURE



WHITE STRUCTURE



ANTHRACITE STRUCTURE

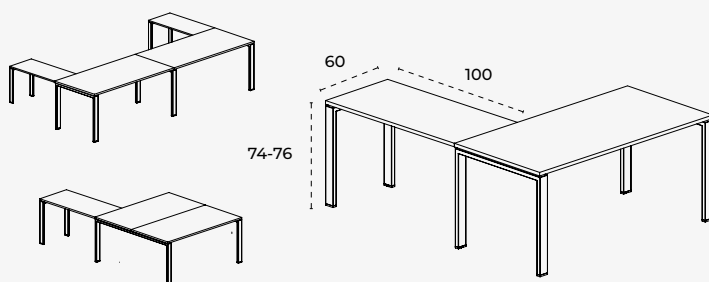


TOTAL - AUXILIARY WINGS

2107 MM 08

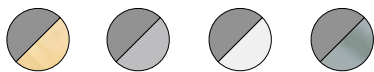


Dimensions (cm)

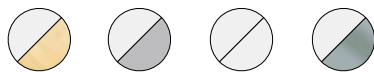


Ref.	Description	Qty.	cm (surface)	cm (product)	N° packs	kg / m ³ (packaging)
2107 XX XX	TOTAL wing table - painted structure / melamine top	1	100 x 60	100 x 74 x 60	4	27,5 kg / 0,144 m ³
2107 XX XX	TOTAL wing table - painted structure / glass top	1	100 x 60	100 x 74 x 60	4	27,5 kg / 0,144 m ³

GREY STRUCTURE



WHITE STRUCTURE



ANTHRACITE STRUCTURE

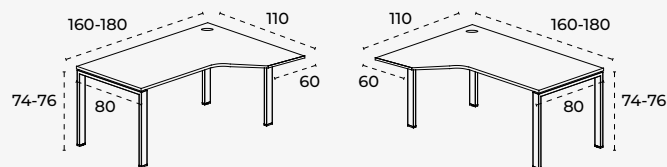


TOTAL - INDIVIDUAL "L" TABLES

2052 MM 08



Dimensions (cm)



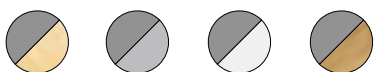
ref. 2051 - 2052

ref. 2053 - 2054

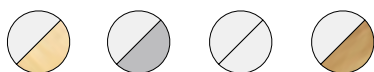
Ref.	Description	Qty.	cm (surface)	cm (product)	N° packs	kg / m ³ (packaging)
● 2051 XX XX	TOTAL L right table - painted structure / melamine top	1	160 x 80-110	160 x 74 x 110	3	52 kg / 0,172 m ³
● 2052 XX XX	TOTAL L right table - painted structure / melamine top	1	180 x 80-110	180 x 74 x 110	3	56 kg / 0,184 m ³
● 2053 XX XX	TOTAL L left table - painted structure / melamine top	1	160 x 80-110	160 x 74 x 110	3	52 kg / 0,172 m ³
● 2054 XX XX	TOTAL L left table - painted structure / melamine top	1	180 x 80-110	180 x 74 x 110	3	56 kg / 0,184 m ³

● Cable hole as standard

GREY STRUCTURE



WHITE STRUCTURE



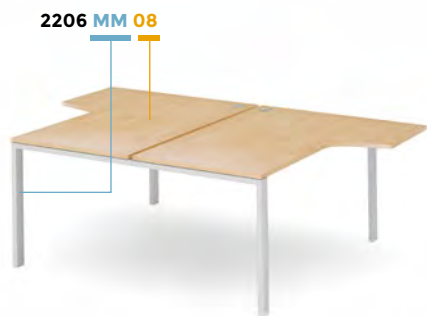
ANTHRACITE STRUCTURE



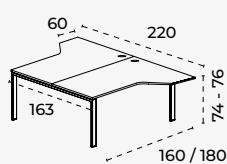
! = Finishes on request

Product sizes = width x height x depth (cm)

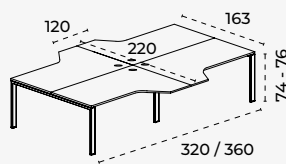
TOTAL - DOUBLE "L" TABLES



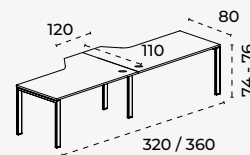
Dimensions (cm)



ref. 2205 / 2206



ref. 2207 / 2208



ref. 2211 / 2212

Ref.	Description	Qty.	cm (surface)	cm (product)	N° packs	kg / m ³ (packaging)
● 2205 XX XX	TOTAL L double table - painted structure / melamine top	1	160 x 163-220	160 x 74 x 220	4	88 kg / 0,315 m ³
● 2206 XX XX	TOTAL L double table - painted structure / melamine top	1	180 x 163-220	180 x 74 x 220	4	98 kg / 0,346 m ³
Ref.	Description	Qty.	cm (surface)	cm (product)	N° packs	kg / m ³ (packaging)
● 2207 XX XX	TOTAL L 4 workstations - painted structure / melamine top	1	320 x 163-220	320 x 74 x 220	8	175 kg / 0,485 m ³
● 2208 XX XX	TOTAL L 4 workstations - painted structure / melamine top	1	360 x 163-220	360 x 74 x 220	8	190 kg / 0,496 m ³
Ref.	Description	Qty.	cm (surface)	cm (product)	N° packs	kg / m ³ (packaging)
● 2211 XX XX	TOTAL L double linear table - painted structure / melamine top	1	320 x 80-110	320 x 74 x 110	6	100 kg / 0,403 m ³
● 2212 XX XX	TOTAL L double linear table - painted structure / melamine top	1	360 x 80-110	360 x 74 x 110	6	108 kg / 0,445 m ³

● Cable hole as standard / Growth structure on request. Consult Rocada

GREY STRUCTURE



WHITE STRUCTURE



ANTHRACITE STRUCTURE



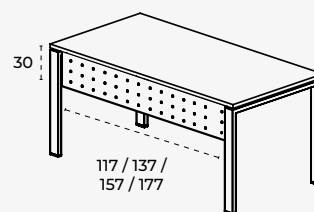
TOTAL - MODESTY PANEL



Metallic modesty panel for tables from the TOTAL and BLANCA ranges, made of sheet metal.



Dimensions (cm)



Ref.	Description	Qty.	cm (product)	cm (packaging)	kg / m ³ (packaging)
3939 X	TOTAL - Metallic modesty panel for table 140 cm	1	117 x 30 x 1	121 x 32 x 5	5kg / 0.019 m ³
3940 X	TOTAL - Metallic modesty panel for table 160 cm	1	137 x 30 x 1	141 x 32 x 5	5.5kg / 0.022 m ³
3941 X	TOTAL - Metallic modesty panel for table 180 cm	1	157 x 30 x 1	161 x 32 x 5	6kg / 0.025 m ³
3942 X	TOTAL - Metallic modesty panel for table 200 cm	1	177 x 30 x 1	181 x 32 x 5	6.5kg / 0.028 m ³

TOTAL - CPU STANDS

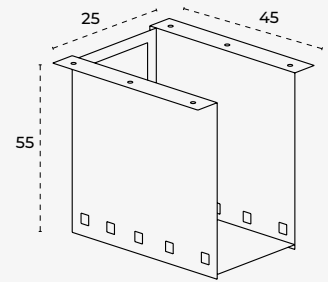


CPU stands ideal for an organized workspace.

Made from a 1,5 mm thick folded sheet steel. They can be attached to the melamine boards on the BLANCA, TOTAL, EXECUTIVE and WORK ranges. The openings in the plate allow for correct connection of cables and at the same time optimal ventilation.




Dimensions (cm)



Ref.	Description	Qty.	cm (product)	cm (packaging)	kg / m ³ (packaging)
● 2943 X	CPU stands for tables with melamine board	1	25 x 55 x 45	59 x 47 x 4	9 kg / 0,011 m ³

● Only to be used on melamine boards

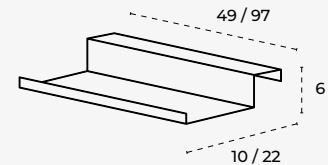
CABLE DUCT



Under-table wiring system, created for better wire routing across our range of tables, for both melamine and glass-top tables. Metal structure, made of sheet metal and painted with epoxy color depending on the model. Available in grey, white and anthracite.



Dimensions (cm)



Ref.	Description	Qty.	cm (product)	cm (packaging)	kg / m ³ (packaging)
● 2921 X	Cable duct	1	49 x 6 x 10	50 x 7 x 11	1 kg / 0,003 m ³
● 2922 X	Cable duct big format	1	97 x 6 x 22	101 x 8 x 26	3,5 kg / 0,021 m ³

● Only melamine boards. Accessory ref 2922 to be used from 140 cm tables

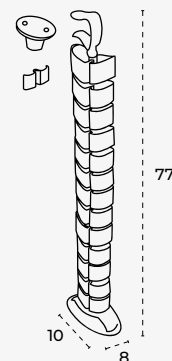
WIRING SYSTEM



Membrane cable conduits in column format, a good solution for keeping cables organized. Aluminum color.

Hinged cable conduits for office tables. Attachment to table top using screws (included), or clips for glass surfaces. A very good solution to keep cables organized. Organize and arrange cables for desktop electronics to prevent them from getting tangled. Made from PVC, finished in aluminum grey.

Dimensions (cm)



Ref.	Description	Qty.	cm (product)	cm (packaging)	kg / m ³ (packaging)
● 2901	Wiring system	1	10 x 77 x 8	46 x 46 x 7	2 kg / 0,014 m ³

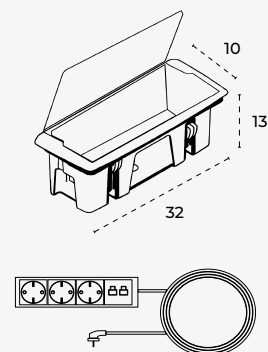
● Only to be used on melamine boards

CONNECTION BOX



Junction boxes 32 x 13 cm.
Part number 2964 has 3 SCHUKO units, 1 2RJ45 unit, and 2 meters of AC cable.

Dimensions (cm)



Ref.	Description	Qty.	cm (product)	cm (packaging)	kg / m ³ (packaging)
● 2964	Box + 3 shucko + 2RJ45 + 2m cable	1	32 x 13 x 10	35 x 14 x 14	1,2 kg / 0,006 m ³
● 2965	Empty box	1	32 x 13 x 10	35 x 14 x 14	0,5 kg / 0,006 m ³

● Zmec: Drilling for boards (net price per board to be drilled). Only for melamine boards

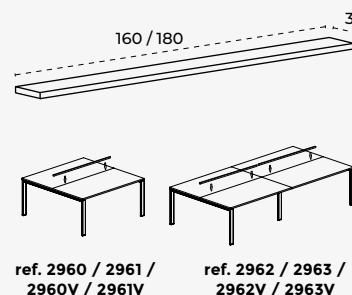
COVER FOR DOUBLE TABLES



Covers in rectangular tube format to avoid separation between double and quadruple table boards. Made of steel sheet and painted in epoxy color depending on the model. Discover the full range of trim pieces to fit all our double and quad tables.



Dimensions (cm)



Ref.	Description	Qty.	cm (product)	kg / m ³ (packaging)
2960 XX	Top cover for double talbe with melamine board ref. 2201 - 160cm	1	160 x 3 x 2	2 kg / 0,005 m ³
2961 XX	Top cover for double talbe with melamine board ref. 2202 - 180cm	1	180 x 3 x 2	2 kg / 0,005 m ³
2962 XX	Top cover for double talbe with melamine board ref. 2203 - 160cm	2	160 x 3 x 2	4 kg / 0,005 m ³
2963 XX	Top cover for double talbe with melamine board ref. 2204 - 180cm	2	180 x 3 x 2	4 kg / 0,005 m ³
2960V XX	Top cover for double talbe with glass board ref. 2201 - 160cm	1	160 x 3 x 1	2 kg / 0,005 m ³
2961V XX	Top cover for double talbe with glass board ref. 2202 - 180cm	1	180 x 3 x 1	2 kg / 0,005 m ³
2962V XX	Top cover for double talbe with glass board ref. 2203 - 160cm	2	160 x 3 x 1	4 kg / 0,005 m ³
2963V XX	Top cover for double talbe with glass board ref. 2204 - 180cm	2	180 x 3 x 1	4 kg / 0,005 m ³

TABLE DIVIDERS



ref. 2903IE / 2905IE



ref. 2916IE / 2917IE




ref. 2905AE



ref. 2916



ref. 2903IV / 2905IV



ref. 2916IV / 2917IV

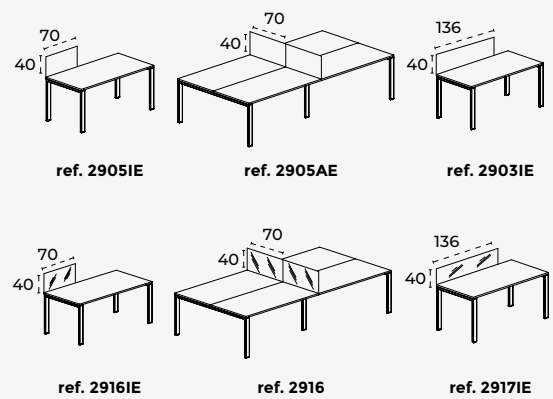


DIVIDERS FOR TABLES WITH MELAMINE SURFACE



The different types of dividers fit any surface and any size, varying the attachments and materials according to the table surface where it is to be installed. Available in 10 mm thick translucent tempered glass, or made from 25 mm melamine. Color depends on the product, edging in 1 mm PVC of the same color.

Dimensions (cm)



Ref.	Description	Qty.	cm (surface)	cm (product)	N° packs	kg / m ³ (packaging)
2903IE XX	Melamine divider / Individual table / Melamine board	1	136 x 40	136 x 40 x 2,5	1	10 kg / 0,032 m ³
2905AE XX	Melamine divider / Individual table / Melamine board	1	70 x 40	70 x 40 x 2,5	1	7 kg / 0,020 m ³
2905IE XX	Melamine divider / Individual table / Melamine board	1	70 x 40	70 x 40 x 2,5	1	7 kg / 0,020 m ³
2917IE	Glass divider / Individual table / Melamine board	1	136 x 40	136 x 40 x 1	1	14 kg / 0,053 m ³
2916	Glass divider / Individual table / Melamine board	1	70 x 40	70 x 40 x 1	1	7 kg / 0,020 m ³
2916IE	Glass divider / Individual table / Melamine board	1	70 x 40	70 x 40 x 1	1	7 kg / 0,020 m ³

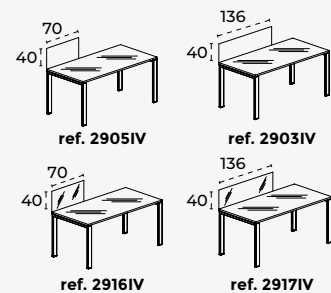


DIVIDERS FOR TABLES WITH GLASS SURFACES

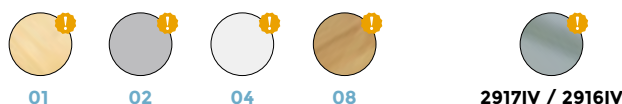


The different types of dividers fit any surface and any size, varying the attachments and materials according to the table surface where it is to be installed. Available in 10 mm thick translucent tempered glass, or made from 25 mm melamine. Color depends on the product, edging in 1 mm PVC of the same color.

Dimensions (cm)



Ref.	Description	Qty.	cm (surface)	cm (product)	N° packs	kg / m ³ (packaging)
2903IV XX	Melamine divider / Individual table / Glass board	1	136 x 40	136 x 40 x 2,5	1	10 kg / 0,032 m ³
2905IV XX	Melamine divider / Individual table / Glass board	1	70 x 40	70 x 40 x 2,5	1	7 kg / 0,020 m ³
2917IV	Glass divider / Individual table / Glass board	1	136 x 40	136 x 40 x 1	1	14 kg / 0,053 m ³
2916IV	Glass divider / Individual table / Glass board	1	70 x 40	70 x 40 x 1	1	7 kg / 0,020 m ³



EXECUTIVE

The EXECUTIVE series tables are defined by having a design based on pure and minimalist management lines that come to life in noble materials such as steel and glass. Its solid steel structure composed of inverted U-shaped legs and a perimeter frame gives the table as a whole a balanced and functional aesthetic, enhancing the elements of its environment.


Perimeter crossbars made of steel tube with a rectangular section of 30 x 40 mm fixed to the side feet by means of solid joints made of cast aluminum. Side feet made of steel tube with a square section of 60 x 60 mm with lower levelers for height adjustment of 5 cm. All

finished in colored epoxy depending on the model. Table tops made of 10mm thick tempered glass or 25mm thick melamine in color depending on the model and edged in 1mm PVC of the same color.

Series with different table formats to be able to furnish the different work areas that can make up any project, adapting to each space. Individual tables, auxiliary wings, 2 and 4-seater benches, etc. as well as their associated accessories (CPU supports, cable passages, modesty panel,...). Consult Rocada for available options, as well as the possibility of special custom-made products.



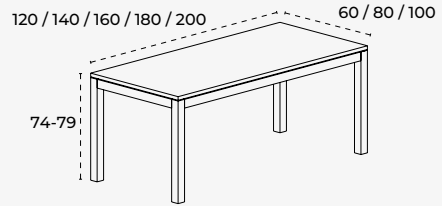
Zmec: Drilling for boards
(net price per board to be drilled).
Only for melamine boards



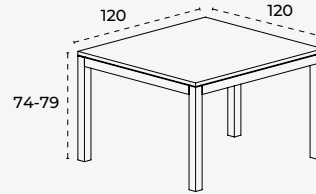
EXECUTIVE - SINGLE TABLES



Dimensions (cm)



ref. 2000 / 2001 / 2002 / 2003 / 2004 / 2005 / 2006



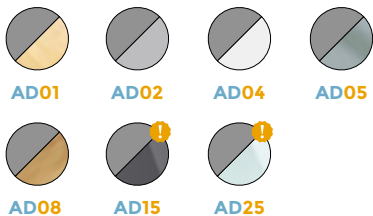
ref. 2007

Ref.	Description	Qty.	cm (surface)	cm (product)	N° packs	kg / m ³ (packaging)
● 2000 XX XX	EXECUTIVE table - painted structure / melamine top	1	120 x 60	120 x 74 x 60	3	32 kg / 0,077 m ³
● 2001 XX XX	EXECUTIVE table - painted structure / melamine top	1	140 x 80	140 x 74 x 80	3	36 kg / 0,102m ³
● 2002 XX XX	EXECUTIVE table - painted structure / melamine top	1	160 x 80	160 x 74 x 80	3	45 kg / 0,112 m ³
● 2003 XX XX	EXECUTIVE table - painted structure / melamine top	1	180 x 80	180 x 74 x 80	3	49 kg / 0,122 m ³
● 2004 XX XX	EXECUTIVE table - painted structure / melamine top	1	200 x 80	200 x 74 x 80	3	55 kg / 0,139 m ³
● 2005 XX XX	EXECUTIVE table - painted structure / melamine top	1	200 x 100	200 x 74 x 100	3	60 kg / 0,152 m ³
● 2006 XX XX	EXECUTIVE table - painted structure / melamine top	1	120 x 80	120 x 74 x 80	3	34 kg / 0,095 m ³
● 2007 XX XX	EXECUTIVE table - painted structure / melamine top	1	120 x 120	120 x 74 x 120	3	49 kg / 0,122 m ³
● 2000 XX XX	EXECUTIVE table - painted structure / glass top	1	120 x 60	120 x 74 x 60	3	32 kg / 0,077 m ³
● 2001 XX XX	EXECUTIVE table - painted structure / glass top	1	140 x 80	140 x 74 x 80	3	36 kg / 0,102m ³
● 2002 XX XX	EXECUTIVE table - painted structure / glass top	1	160 x 80	160 x 74 x 80	3	45 kg / 0,112 m ³
● 2003 XX XX	EXECUTIVE table - painted structure / glass top	1	180 x 80	180 x 74 x 80	3	49 kg / 0,122 m ³
● 2004 XX XX	EXECUTIVE table - painted structure / glass top	1	200 x 80	200 x 74 x 80	3	55 kg / 0,139 m ³
● 2005 XX XX	EXECUTIVE table - painted structure / glass top	1	200 x 100	200 x 74 x 100	3	60 kg / 0,152 m ³
● 2006 XX XX	EXECUTIVE table - painted structure / glass top	1	120 x 80	120 x 74 x 80	3	34 kg / 0,095 m ³
● 2007 XX XX	EXECUTIVE table - painted structure / glass top	1	120 x 120	120 x 74 x 120	3	49 kg / 0,122 m ³

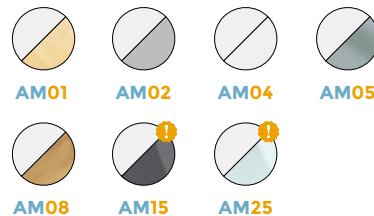
● Ref 2000: not suitable for wing table

● Structure with chrome finish on request. Please consult Rocada

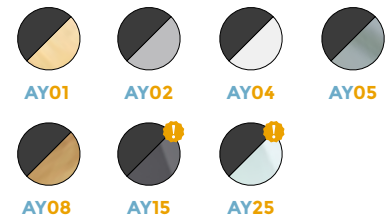
GREY STRUCTURE



WHITE STRUCTURE



ANTHRACITE STRUCTURE



! = Finishes on request

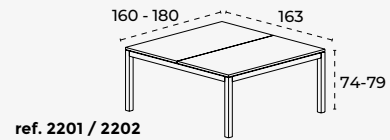
Product sizes = width x height x depth (cm)

EXECUTIVE - DOUBLE TABLES

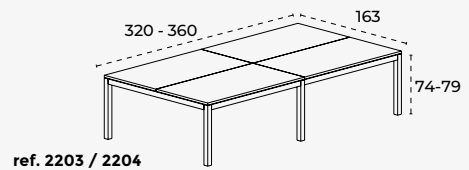
2202 AM 08



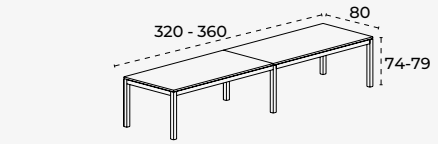
Dimensions (cm)



ref. 2201 / 2202



ref. 2203 / 2204

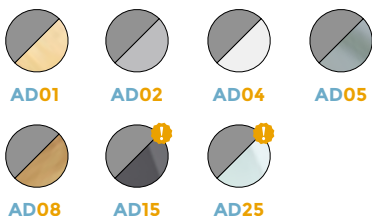


ref. 2209 / 2210

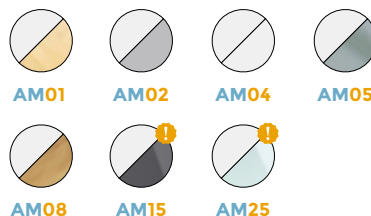
Ref.	Description	Qty.	cm (surface)	cm (product)	N° packs	kg / m ³ (packaging)
● 2201 XX XX	EXECUTIVE double table - painted structure / melamine top	1	160 x 163	160 x 74 x 163	4	74,5 kg / 0,187 m ³
● 2202 XX XX	EXECUTIVE double table - painted structure / melamine top	1	180 x 163	180 x 74 x 163	4	81 kg / 0,206 m ³
● 2201 XX XX	EXECUTIVE double table - painted structure / glass top	1	160 x 163	160 x 74 x 163	4	74,5 kg / 0,187 m
● 2202 XX XX	EXECUTIVE double table - painted structure / glass top	1	180 x 163	180 x 74 x 163	4	81 kg / 0,206 m ³
Ref.	Description	Qty.	cm (surface)	cm (product)	N° packs	kg / m ³ (packaging)
● 2203 XX XX	EXECUTIVE 4 workstations - painted structure / melamine top	1	320 x 163	320 x 74 x 163	8	142 kg / 0,356 m ³
● 2204 XX XX	EXECUTIVE 4 workstations - painted structure / melamine top	1	360 x 163	360 x 74 x 163	8	157 kg / 0,391 m ³
● 2203 XX XX	EXECUTIVE 4 workstations - painted structure / glass top	1	320 x 163	320 x 74 x 163	8	142 kg / 0,356 m ³
● 2204 XX XX	EXECUTIVE 4 workstations - painted structure / glass top	1	360 x 163	360 x 74 x 163	8	157 kg / 0,391 m ³
Ref.	Description	Qty.	cm (surface)	cm (product)	N° packs	kg / m ³ (packaging)
● 2209 XX XX	EXECUTIVE double linear table - painted structure / melamine top	1	320 x 80	320 x 74 x 80	5	82 kg / 0,203 m ³
● 2210 XX XX	EXECUTIVE double linear table - painted structure / melamine top	1	360 x 80	360 x 74 x 80	5	92 kg / 0,310 m ³
● 2209 XX XX	EXECUTIVE double linear table - painted structure / glass top	1	320 x 80	320 x 74 x 80	5	82 kg / 0,203 m ³
● 2210 XX XX	EXECUTIVE double linear table - painted structure / glass top	1	360 x 80	360 x 74 x 80	5	92 kg / 0,310 m ³

- Growth structure on request. Consult Rocada
- Structure with chrome finish on request. Please consult Rocada

GREY STRUCTURE



WHITE STRUCTURE



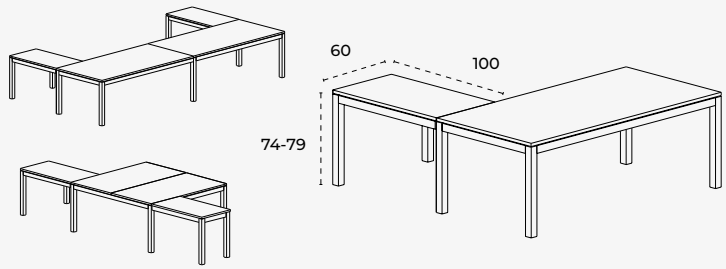
ANTHRACITE STRUCTURE



EXECUTIVE - AUXILIARY WINGS



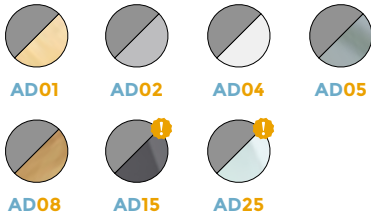
Dimensions (cm)



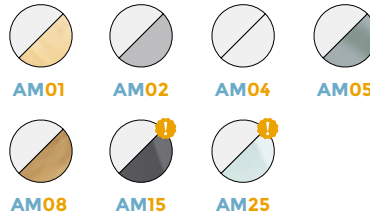
Ref.	Description	Qty.	cm (surface)	cm (product)	N° packs	kg / m ³ (packaging)
● 2107 XX XX	EXECUTIVE wing table - painted structure / melamine top	1	100 x 60	100 x 74 x 60	4	25 kg / 0,074 m ³
● 2107 XX XX	EXECUTIVE wing table - painted structure / glass top	1	100 x 60	100 x 74 x 60	4	25 kg / 0,074 m ³

● Structure with chrome finish on request. Please consult Rocada

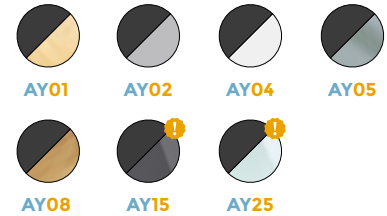
GREY STRUCTURE



WHITE STRUCTURE



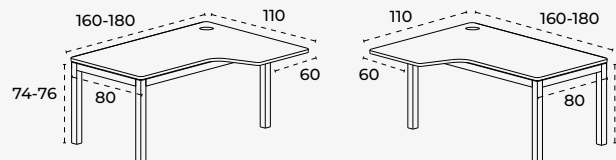
ANTHRACITE STRUCTURE



EXECUTIVE - SINGLE "L" TABLES



Dimensions (cm)



ref. 2051 - 2052

ref. 2053 - 2054

Ref.	Description	Qty.	cm (surface)	cm (product)	N° packs	kg / m ³ (packaging)
● 2051 XX XX	EXECUTIVE L right table - painted structure / melamine top	1	160 x 80-110	160 x 74 x 110	3	49 kg / 0,102 m ³
● 2052 XX XX	EXECUTIVE L right table - painted structure / melamine top	1	180 x 80-110	180 x 74 x 110	3	51 kg / 0,114 m ³
● 2053 XX XX	EXECUTIVE L left table - painted structure / melamine top	1	160 x 80-110	160 x 74 x 110	3	49 kg / 0,102 m ³
● 2054 XX XX	EXECUTIVE L left table - painted structure / melamine top	1	180 x 80-110	180 x 74 x 110	3	51 kg / 0,114 m ³

● Cable hole as standard / Structure with chrome finish on request. Please consult Rocada

GREY STRUCTURE



WHITE STRUCTURE



ANTHRACITE STRUCTURE



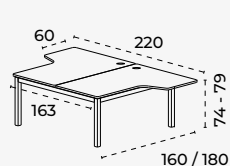
! = Finishes on request

Product sizes = width x height x depth (cm)

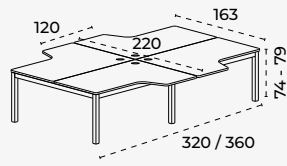
EXECUTIVE - DOUBLE "L" TABLES



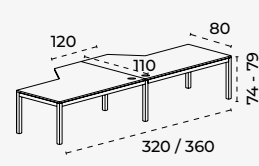
Dimensions (cm)



ref. 2205 / 2206



ref. 2207 / 2208



ref. 2211 / 2212

Ref.	Description	Qty.	cm (surface)	cm (product)	N° packs	kg / m ³ (packaging)
● 2205 XX XX	EXECUTIVE L double table - painted structure / melamine top	1	160 x 163-220	160 x 74 x 220	4	82 kg / 0,245 m ³
● 2206 XX XX	EXECUTIVE L double table - painted structure / melamine top	1	180 x 163-220	180 x 74 x 220	4	88 kg / 0,276 m ³
Ref.	Description	Qty.	cm (surface)	cm (product)	N° packs	kg / m ³ (packaging)
● 2207 XX XX	EXECUTIVE L 4 workstations - painted structure / melamine top	1	320 x 163-220	320 x 74 x 220	8	155 kg / 0,380 m ³
● 2208 XX XX	EXECUTIVE L 4 workstations - painted structure / melamine top	1	360 x 163-220	360 x 74 x 220	8	170 kg / 0,391 m ³
Ref.	Description	Qty.	cm (surface)	cm (product)	N° packs	kg / m ³ (packaging)
● 2211 XX XX	EXECUTIVE L double linear table - painted structure / melamine top	1	320 x 80-110	320 x 74 x 110	6	90 kg / 0,298 m ³
● 2212 XX XX	EXECUTIVE L double linear table - painted structure / melamine top	1	360 x 80-110	360 x 74 x 110	6	98 kg / 0,340 m ³

- Cable hole as standard / Growth structure on request. Consult Rocada
- Structure with chrome finish on request. Please consult Rocada

GREY STRUCTURE



WHITE STRUCTURE




ANTHRACITE STRUCTURE



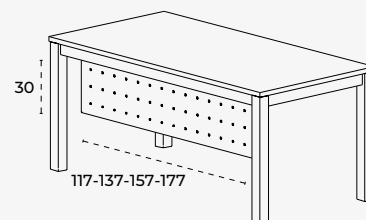
EXECUTIVE - MODESTY PANEL



Metallic modesty panel for the EXECUTIVE table, made of sheet steel painted in epoxy color depending on the model. Available in gray, white, anthracite and silver.



Dimensions (cm)



Ref.	Description	Qty.	cm (product)	cm (packaging)	kg / m ³ (packaging)
2939 X	EXECUTIVE - Metallic modesty panel for table 140 cm	1	117 x 30 x 3	121 x 32 x 5	5 kg / 0,019 m ³
2940 X	EXECUTIVE - Metallic modesty panel for table 160 cm	1	137 x 30 x 3	141 x 32 x 5	5,5 kg / 0,022 m ³
2941 X	EXECUTIVE - Metallic modesty panel for table 180 cm	1	157 x 30 x 3	161 x 32 x 5	6 kg / 0,025 m ³
2942 X	EXECUTIVE - Metallic modesty panel for table 200 cm	1	177 x 30 x 3	181 x 32 x 5	6,5 kg / 0,028 m ³

EXECUTIVE - CPU STANDS

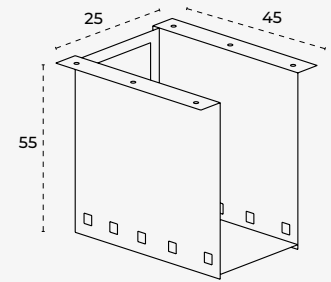


CPU stands ideal for an organized workspace.

Made from a 1,5 mm thick folded sheet steel. They can be attached to the melamine boards on the BLANCA, TOTAL, EXECUTIVE and WORK ranges. The openings in the plate allow for correct connection of cables and at the same time optimal ventilation.



Dimensions (cm)



Ref.	Description	Qty.	cm (product)	cm (packaging)	kg / m ³ (packaging)
● 2943 X	CPU stands for tables with melamine board	1	25 x 55 x 45	59 x 47 x 4	9 kg / 0,011 m ³

● Only to be used on melamine boards

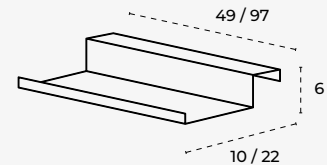
CABLE DUCT



Under-table wiring system, created for better wire routing across our range of tables, for both melamine and glass-top tables. Metal structure, made of sheet metal and painted with epoxy color depending on the model. Available in grey, white and anthracite.



Dimensions (cm)



Ref.	Description	Qty.	cm (product)	cm (packaging)	kg / m ³ (packaging)
● 2921 X	Cable duct	1	49 x 6 x 10	50 x 7 x 11	1 kg / 0,003 m ³
● 2922 X	Cable duct big format	1	97 x 6 x 22	101 x 8 x 26	3,5 kg / 0,021 m ³

● Only melamine boards. Accessory ref 2922 to be used from 140 cm tables

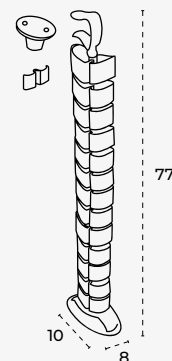
WIRING SYSTEM



Membrane cable conduits in column format, a good solution for keeping cables organized. Aluminum color.

Hinged cable conduits for office tables. Attachment to table top using screws (included), or clips for glass surfaces. A very good solution to keep cables organized. Organize and arrange cables for desktop electronics to prevent them from getting tangled. Made from PVC, finished in aluminum grey.

Dimensions (cm)



Ref.	Description	Qty.	cm (product)	cm (packaging)	kg / m ³ (packaging)
● 2901	Wiring system	1	10 x 77 x 8	46 x 46 x 7	2 kg / 0,014 m ³

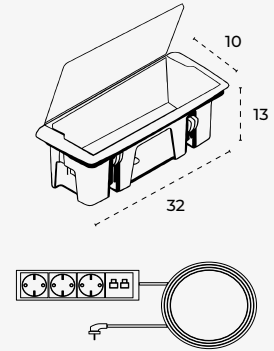
● Only to be used on melamine boards

CONNECTION BOX



Junction boxes 32 x 13 cm.
Part number 2964 has 3 SCHUKO units, 1 2RJ45 unit, and 2 meters of AC cable.

Dimensions (cm)



Ref.	Description	Qty.	cm (product)	cm (packaging)	kg / m ³ (packaging)
● 2964	Box + 3 shucko + 2RJ45 + 2m cable	1	32 x 13 x 10	35 x 14 x 14	1,2 kg / 0,006 m ³
● 2965	Empty box	1	32 x 13 x 10	35 x 14 x 14	0,5 kg / 0,006 m ³

● Zmec: Drilling for boards (net price per board to be drilled). Only for melamine boards

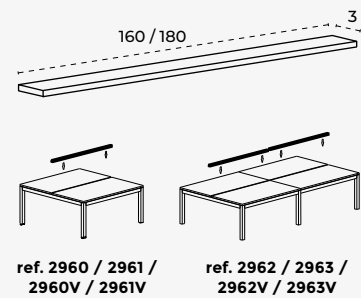
COVER FOR DOUBLE TABLES



Covers in rectangular tube format to avoid separation between double and quadruple table boards. Made of steel sheet and painted in epoxy color depending on the model. Discover the full range of trim pieces to fit all our double and quad tables.



Dimensions (cm)



Ref.	Description	Qty.	cm (product)	kg / m ³ (packaging)
2960 XX	Top cover for double talbe with melamine board ref. 2201 - 160cm	1	160 x 3 x 2	2 kg / 0,005 m ³
2961 XX	Top cover for double talbe with melamine board ref. 2202 - 180cm	1	180 x 3 x 2	2 kg / 0,005 m ³
2962 XX	Top cover for double talbe with melamine board ref. 2203 - 160cm	2	160 x 3 x 2	4 kg / 0,005 m ³
2963 XX	Top cover for double talbe with melamine board ref. 2204 - 180cm	2	180 x 3 x 2	4 kg / 0,005 m ³
2960V XX	Top cover for double talbe with glass board ref. 2201 - 160cm	1	160 x 3 x 1	2 kg / 0,005 m ³
2961V XX	Top cover for double talbe with glass board ref. 2202 - 180cm	1	180 x 3 x 1	2 kg / 0,005 m ³
2962V XX	Top cover for double talbe with glass board ref. 2203 - 160cm	2	160 x 3 x 1	4 kg / 0,005 m ³
2963V XX	Top cover for double talbe with glass board ref. 2204 - 180cm	2	180 x 3 x 1	4 kg / 0,005 m ³

TABLE DIVIDERS



ref. 2903IE / 2905IE



ref. 2916IE / 2917IE



ref. 2905AE



ref. 2916




ref. 2903AE



ref. 2917



ref. 2903IV / 2905IV



ref. 2916IV / 2917IV

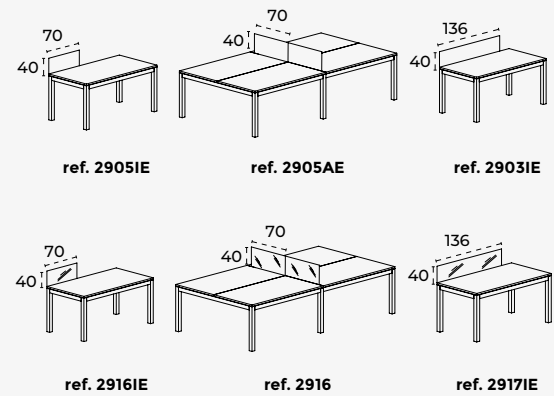


DIVIDERS FOR TABLES WITH MELAMINE SURFACE

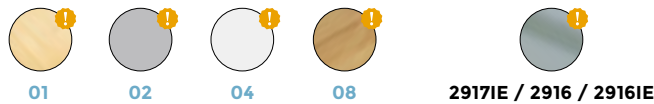


The different types of dividers fit any surface and any size, varying the attachments and materials according to the table surface where it is to be installed. Available in 10 mm thick translucent tempered glass, or made from 25 mm melamine. Color depends on the product, edging in 1 mm PVC of the same color.

Dimensions (cm)



Ref.	Description	Qty.	cm (surface)	cm (product)	N° packs	kg / m ³ (packaging)
2903IE XX	Melamine divider / Individual table / Melamine board	1	136 x 40	136 x 40 x 2,5	1	10 kg / 0,032 m ³
2905AE XX	Melamine divider / Individual table / Melamine board	1	70 x 40	70 x 40 x 2,5	1	7 kg / 0,020 m ³
2905IE XX	Melamine divider / Individual table / Melamine board	1	70 x 40	70 x 40 x 2,5	1	7 kg / 0,020 m ³
2917IE	Glass divider / Individual table / Melamine board	1	136 x 40	136 x 40 x 1	1	14 kg / 0,053 m ³
2916	Glass divider / Individual table / Melamine board	1	70 x 40	70 x 40 x 1	1	7 kg / 0,020 m ³
2916IE	Glass divider / Individual table / Melamine board	1	70 x 40	70 x 40 x 1	1	7 kg / 0,020 m ³

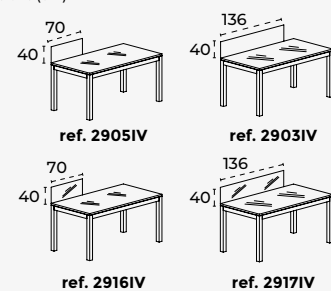


DIVIDERS FOR TABLES WITH GLASS SURFACES

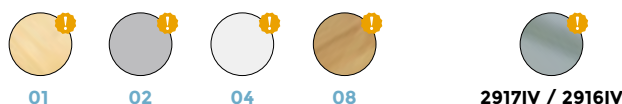


The different types of dividers fit any surface and any size, varying the attachments and materials according to the table surface where it is to be installed. Available in 10 mm thick translucent tempered glass, or made from 25 mm melamine. Color depends on the product, edging in 1 mm PVC of the same color.

Dimensions (cm)



Ref.	Description	Qty.	cm (surface)	cm (product)	N° packs	kg / m ³ (packaging)
2903IV XX	Melamine divider / Individual table / Glass board	1	136 x 40	136 x 40 x 2,5	1	10 kg / 0,032 m ³
2905IV XX	Melamine divider / Individual table / Glass board	1	70 x 40	70 x 40 x 2,5	1	7 kg / 0,020 m ³
2917IV	Glass divider / Individual table / Glass board	1	136 x 40	136 x 40 x 1	1	14 kg / 0,053 m ³
2916IV	Glass divider / Individual table / Glass board	1	70 x 40	70 x 40 x 1	1	7 kg / 0,020 m ³



EXECUTIVE DOUBLE TABLE DIVIDERS

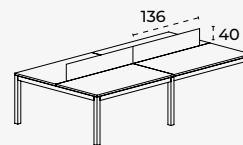
2903AE 08



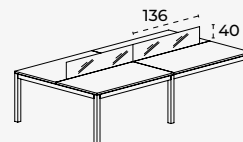
The different types of dividers fit any surface and any size, varying the attachments and materials according to the table surface where it is to be installed. Available in 10 mm thick translucent tempered glass, or made from 25 mm melamine. Color depends on the product, edging in 1 mm PVC of the same color.

Dividers compatible with our EXECUTIVE double tables.

Dimensions (cm)

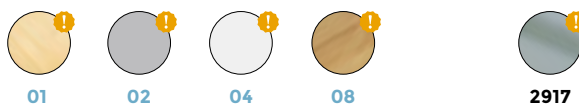


ref. 2903AE



ref. 2917

Ref.	Description	Qty.	cm (surface)	cm (product)	N° packs	kg / m ³ (packaging)
2903AE XX	Melamine divider / Executive double table	1	136 x 40	136 x 40 x 2,5	1	10 kg / 0,032 m ³
2917	Glass divider / Executive double table	1	136 x 40	136 x 40 x 1	1	14 kg / 0,053 m ³



EXECUTIVE - MOBILE WORK TABLE

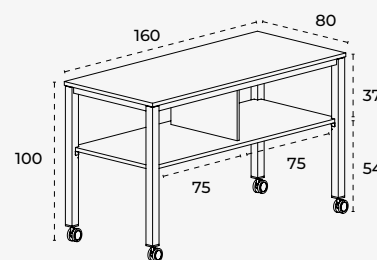
VIDEO

2008 AM 08



The EXECUTIVE range of work tables was designed to meet the needs of standing work. With a lower structure that allows objects to be stored. These tables can be used as a counter, work tables or meeting tables in office and industrial environments

Dimensions (cm)



Ref.	Description	Qty.	cm (surface)	cm (product)	N° packs	kg / m ³ (packaging)
2008 XX XX	EXECUTIVE table - painted structure / melamine top	1	160 x 80	160 x 100 x 80	4	68 kg / 0,189 m ³

GREY STRUCTURE



WHITE STRUCTURE





METAL

The Metal series tables are defined by having a total adaptation to all types of work environments whatever their requirements. Its solid steel structure composed of inverted T-shaped legs and a large metal crossbar gives the table as a whole a functional and adaptive aesthetic, enhancing the elements of its environment. The Metal series combines straight shapes on individual tables and curved shapes on L-shaped tables.

Central crossbar made of rectangular section steel sheet fixed to the side feet using a solid joining system. Side feet made of sheet steel with lower levelers for height adjustment of 2 cm. Structure designed for internal wiring along its entire length that, thanks to the metal side trims, everything is completely hidden and integrated.

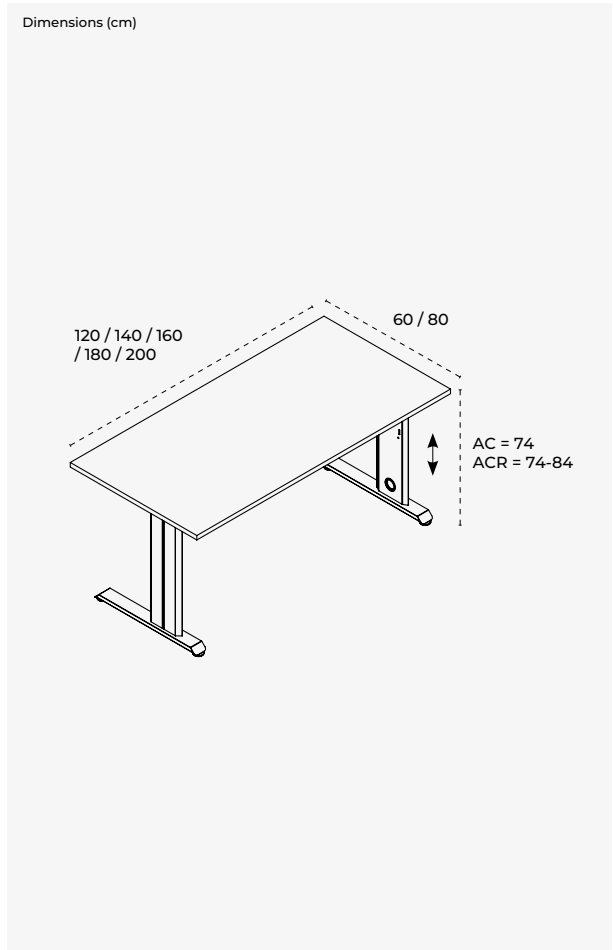
All painted in colored epoxy depending on the model. Table tops made of 25 mm thick melamine in color depending on the model and edged in 1 mm PVC of the same color.

Metal Series with the option of manual telescopic structure adjustable in height up to 10cm depending on version (ACR version). Its different table formats allow you to furnish the different work areas that can make up any project, adapting to each space. Individual tables, auxiliary wings, L-shaped tables, etc. as well as their associated accessories (CPU supports, cable passages, modesty panel,...). Consult Rocada for available options, as well as the possibility of special custom-made products.



SET

METAL - INDIVIDUAL TABLES AND WITH HEIGHT ADJUSTMENT OPTION



Ref.	Description	Qty.	cm (surface)	cm (product)	N° packs	kg / m ³ (packaging)
● 2000 XXX XX	METAL table - painted structure / melamine top	1	120 x 60	120 x 74 x 60	3	31 kg / 0,081 m ³
2001 XXX XX	METAL table - painted structure / melamine top	1	140 x 80	140 x 74 x 80	3	40 kg / 0,111 m ³
2002 XXX XX	METAL table - painted structure / melamine top	1	160 x 80	160 x 74 x 80	3	43 kg / 0,120 m ³
2003 XXX XX	METAL table - painted structure / melamine top	1	180 x 80	180 x 74 x 80	3	47 kg / 0,128 m ³
2004 XXX XX	METAL table - painted structure / melamine top	1	200 x 80	200 x 74 x 80	3	51 kg / 0,140 m ³
2000 XXX XX	METAL table - painted structure / melamine top - Height adjustable	1	120 x 60	120 x 74-84 x 60	3	31 kg / 0,081 m ³
2001 XXX XX	METAL table - painted structure / melamine top - Height adjustable	1	140 x 80	140 x 74-84 x 80	3	40 kg / 0,111 m ³
2002 XXX XX	METAL table - painted structure / melamine top - Height adjustable	1	160 x 80	160 x 74-84 x 80	3	43 kg / 0,120 m ³
2003 XXX XX	METAL table - painted structure / melamine top - Height adjustable	1	180 x 80	180 x 74-84 x 80	3	47 kg / 0,128 m ³
2004 XXX XX	METAL table - painted structure / melamine top - Height adjustable	1	200 x 80	200 x 74-84 x 80	3	51 kg / 0,140 m ³

● Ref 2000: not suitable for wing table

GREY STRUCTURE



WHITE STRUCTURE



ANTHRACITE STRUCTURE



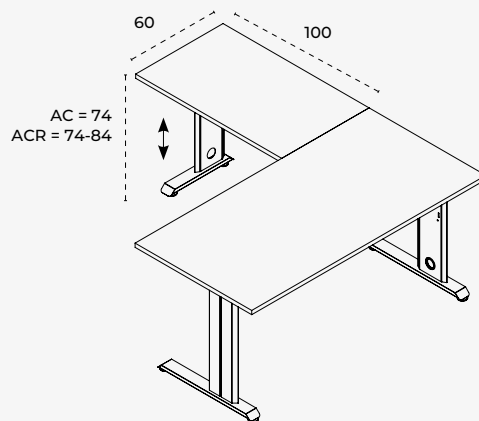
! = Finishes on request

Product sizes = width x height x depth (cm)

METAL - AUXILIARY WINGS AND WITH HEIGHT ADJUSTMENT OPTION



Dimensions (cm)



Ref.	Description	Qty.	cm (surface)	cm (product)	N° packs	n° / kg / m ³ (packaging)
2102 XXX XX	METAL wing table - painted structure / melamine top	1	100 x 60	100 x 74 x 60	3	25 kg / 0,060 m ³
2102 XXX XX	METAL wing table - painted structure / melamine top - Height adjustable	1	100 x 60	100 x 74-84 x 60	3	25 kg / 0,060 m ³

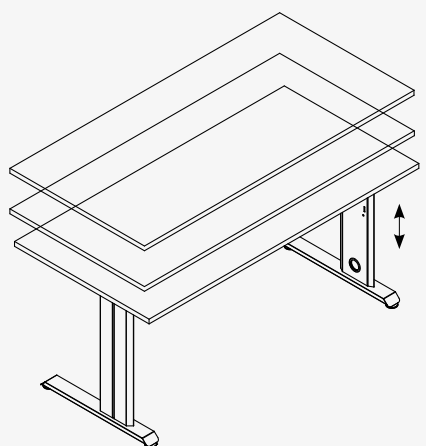
GREY STRUCTURE



WHITE STRUCTURE



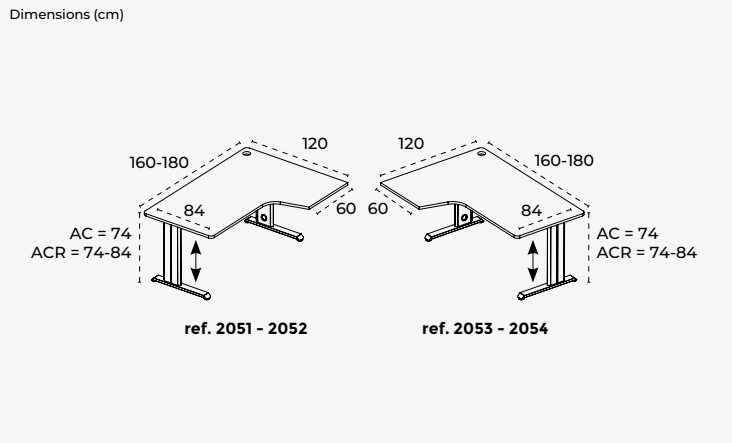
ANTHRACITE STRUCTURE



ACR SYSTEM (HEIGHT ADJUSTMENT FOR METAL TABLES):

Adjust the height of Metal tables through a simple, secure, and ergonomic solution. Different positions with a 2cm variation for maximum adaptation

METAL - INDIVIDUAL "L" TABLES AND INDIVIDUAL "L" TABLES WITH HEIGHT ADJUSTMENT OPTION



Ref.	Description	Qty.	cm (surface)	cm (product)	N° packs	kg / m ³ (packaging)
● 2051 XXX XX	METAL L right table - painted structure / melamine top	1	160 x 84-120	160 x 74 x120	3	50 kg / 0,128 m ³
● 2052 XXX XX	METAL L right table - painted structure / melamine top	1	180 x 84-120	180 x 74 x120	3	51 kg / 0,138 m ³
● 2053 XXX XX	METAL L left table - painted structure / melamine top	1	160 x 84-120	160 x 74 x120	3	50 kg / 0,128 m ³
● 2054 XXX XX	METAL L left table - painted structure / melamine top	1	180 x 84-120	180 x 74 x120	3	51 kg / 0,138 m ³
● 2051 XXX XX	METAL L right table - painted structure / melamine top - Height adjustable	1	160 x 84-120	160 x 74-84 x120	3	50 kg / 0,128 m ³
● 2052 XXX XX	METAL L right table - painted structure / melamine top - Height adjustable	1	180 x 84-120	180 x 74-84 x120	3	51 kg / 0,138 m ³
● 2053 XXX XX	METAL L left table - painted structure / melamine top - Height adjustable	1	160 x 84-120	160 x 74-84 x120	3	50 kg / 0,128 m ³
● 2054 XXX XX	METAL L left table - painted structure / melamine top - Height adjustable	1	180 x 84-120	180 x 74-84 x120	3	51 kg / 0,138 m ³

● **NOTE:** To complete the purchase of a METAL "L" table, a column must be added (ref.: 2945, compatible with all METAL "L" tables that are adjustable, or not) or a drawer cabinet (ref: 4005 - 4006 Compatible with METAL "L" tables that are not adjustable) / Cable hole as standard

GREY STRUCTURE




WHITE STRUCTURE



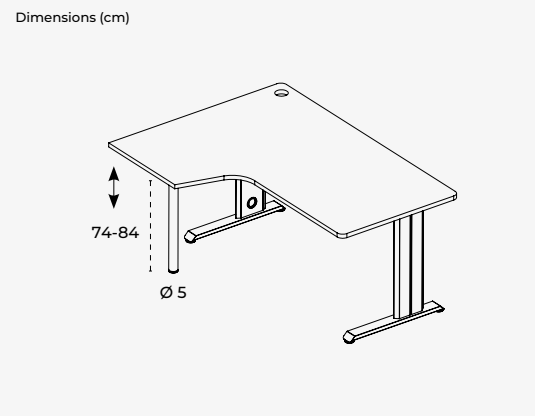
ANTHRACITE STRUCTURE



COLUMN FOR "L" METAL TABLES



Support columns for all METAL "L" tables. Height adjustable from ranging 10 cm. Compatible with all METAL "L" tables that are adjustable, or not.



Ref.	Description	Qty.	cm (product)	cm (packaging)	kg / m ³ (packaging)
2945 X	Column for "L" Metal tables	1	16 x 74-84 x 16	73 x 18 x 18	3 kg / 0,025 m ³

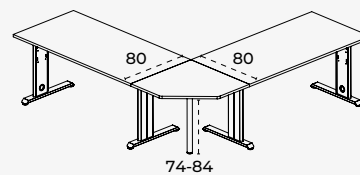
METAL - 90° ANGLES



An ideal accessory to make 90° shapes, adding more space and utility to the set.

Made from 25 mm melamine, color according to model, edged in matching color 1 mm PVC. Metallic column foot painted in grey, white and anthracite epoxy with height adjustable through a 10 cm range. It is joined together using connectors under the surfaces. Available for WORK and METAL series tables.

Dimensions (cm)



Ref.	Description	Qty.	cm (surface)	cm (product)	N° packs	kg / m ³ (packaging)
2907 XXX XX	Angle 90° - painted structure / melamine top	1	80 x 80	80 x 74-84 x 80	2	15 kg / 0,040 m ³

GREY STRUCTURE



WHITE STRUCTURE



ANTHRACITE STRUCTURE



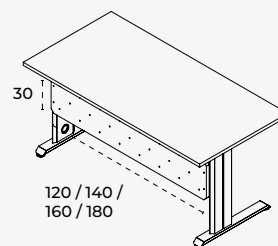
METAL - MODESTY PANEL



Metal skirting for the METAL table, made of sheet steel painted in epoxy color depending on the model. Available in grey, white and anthracite.




Dimensions (cm)



Ref.	Description	Qty.	cm (product)	cm (packaging)	kg / m ³ (packaging)
2935 X	METAL - Metallic modesty panel for table 140 cm	1	120 x 30 x 3	124 x 32 x 5	6 kg / 0,019 m ³
2936 X	METAL - Metallic modesty panel for table 160 cm	1	140 x 30 x 3	144 x 32 x 5	6,5 kg / 0,023 m ³
2937 X	METAL - Metallic modesty panel for table 180 cm	1	160 x 30 x 3	164 x 32 x 5	7 kg / 0,026 m ³
2938 X	METAL - Metallic modesty panel for table 200 cm	1	180 x 30 x 3	184 x 32 x 5	8 kg / 0,029 m ³

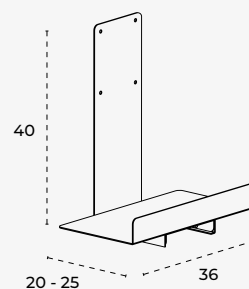
METAL - CPU SUPPORT



Metallic modesty panel for the METAL table, made of sheet steel painted in epoxy color depending on the model. Available in grey, white and anthracite.



Dimensions (cm)



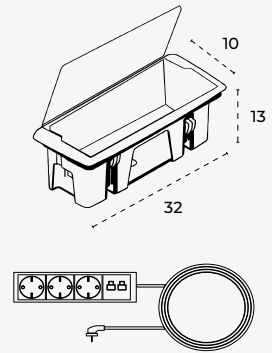
Ref.	Description	Qty.	cm (product)	cm (packaging)	kg / m ³ (packaging)
2944 X	METAL - CPU support	1	20-25 x 40 x 36	41 x 21 x 16	3kg / 0.014m ³

CONNECTION BOX



Junction boxes 32 x 13 cm.
Part number 2964 has 3 SCHUKO units, 1 2RJ45 unit, and 2 meters of AC cable.

Dimensions (cm)



Ref.	Description	Qty.	cm (product)	cm (packaging)	kg / m ³ (packaging)
● 2964	Box + 3 shucko + 2RJ45 + 2m cable	1	32 x 13 x 10	35 x 14 x 14	1,2 kg / 0,006 m ³
● 2965	Empty box	1	32 x 13 x 10	35 x 14 x 14	0,5 kg / 0,006 m ³

● Zmec: Drilling for boards (net price per board to be drilled)

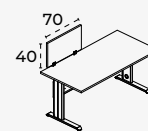
DIVIDERS FOR TABLES WITH MELAMINE SURFACE

2903IE 04

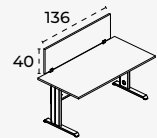


The different types of dividers fit any surface and any size, varying the attachments and materials according to the table surface where it is to be installed. Available in 10 mm thick translucent tempered glass, or made from 25 mm melamine. Color depends on the product, edging in 1 mm PVC of the same color.

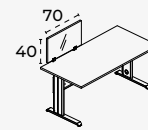
Dimensions (cm)



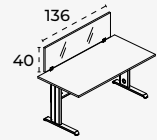
ref. 2905IE



ref. 2903IE



ref. 2916IE



ref. 2917IE

Ref.	Description	Qty.	cm (surface)	cm (product)	N° packs	kg / m ³ (packaging)
2903IE XX	Melamine divider / Individual table / Melamine board	1	136 x 40	136 x 40 x 2,5	1	10 kg / 0,032 m ³
2905IE XX	Melamine divider / Individual table / Melamine board	1	70 x 40	70 x 40 x 2,5	1	7 kg / 0,020 m ³
2917IE	Glass divider / Individual table / Melamine board	1	136 x 40	136 x 40 x 1	1	14 kg / 0,053 m ³
2916IE	Glass divider / Individual table / Melamine board	1	70 x 40	70 x 40 x 1	1	7 kg / 0,020 m ³



01




02



04



08



2917IE / 2916IE

2903IE 04




TABLE DIVIDERS



ref. 2905IE / 2903IE



ref. 2916IE / 2917IE

WORK

The tables in the WORK series are characterized by their simple shape and high visual consistency. Its solid melamine structure, composed of side feet and integrated modesty panel, gives the table as a whole an aesthetic of rectilinear shapes, simple and versatile, ideal for all types of environments. The Work series combines straight shapes on individual tables and curved shapes on L-shaped tables.

Central crossbar made of 19 mm thick melamine, attached to the side feet made of 25 mm thick melamine with height adjustment of 2 cm. Table tops made of

25 mm thick melamine and provided with 1 mm PVC edge. Different melamine surfaces that are combined depending on the model. The design of the beam facilitates a quick and efficient cable management.

Series with different table formats to create the different work areas that can compose each project and adapt to any space. Individual tables, auxiliary wings, L-shaped tables, etc. as well as the associated accessories (CPU tray, cable management, electrification system, ...). Consult Rocada for available options, as well as the possibility of special custom-made products.



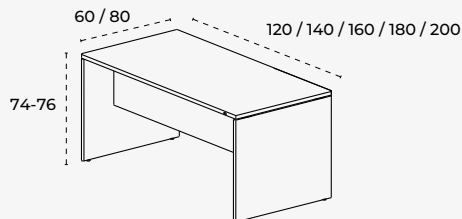
Zmec: Drilling for boards (net price per board to be drilled)



WORK - INDIVIDUAL TABLES



Dimensions (cm)



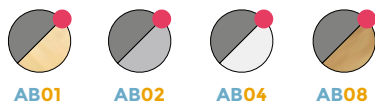
Ref.	Description	Qty.	cm (surface)	cm (product)	N° packs	kg / m ³ (packaging)
● 2000 XX XX V24	WORK table - melamine structure / melamine top	1	120 x 60	120 x 74 x 60	3	31,65 kg / 0,103 m ³
2001 XX XX V24	WORK table - melamine structure / melamine top	1	140 x 80	140 x 74 x 80	3	45,15 kg / 0,115 m ³
2002 XX XX V24	WORK table - melamine structure / melamine top	1	160 x 80	160 x 74 x 80	3	48,50 kg / 0,128 m ³
2003 XX XX V24	WORK table - melamine structure / melamine top	1	180 x 80	180 x 74 x 80	3	51,60 kg / 0,148 m ³
2004 XX XX V24	WORK table - melamine structure / melamine top	1	200 x 80	200 x 74 x 80	3	55,55 kg / 0,166 m ³

● Ref 2000: not suitable for wing table

BEECH STRUCTURE



ALUMINIUM STRUCTURE



GREY STRUCTURE



WHITE STRUCTURE



OAK STRUCTURE

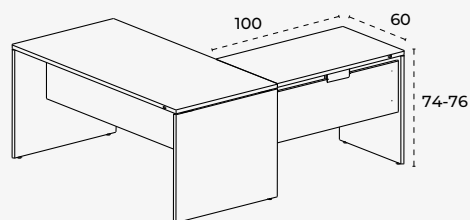


● Aluminum finishes available while supplies last

WORK - AUXILIARY WINGS



Dimensions (cm)



Ref.	Description	Qty.	cm (surface)	cm (product)	N° packs	kg / m ³ (packaging)
2102 XX XX V24	WORK wing table - melamine structure / melamine board	1	100 x 60	100 x 74 x 60	1	28 kg / 0,076 m ³

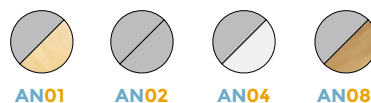
BEECH STRUCTURE



ALUMINIUM STRUCTURE



GREY STRUCTURE



WHITE STRUCTURE



OAK STRUCTURE



● Aluminum finishes available while supplies last

! = Finishes on request

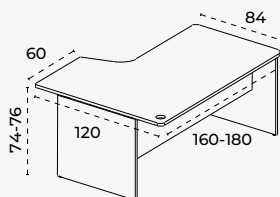
Product sizes = width x height x depth (cm)

WORK - INDIVIDUAL "L" TABLES

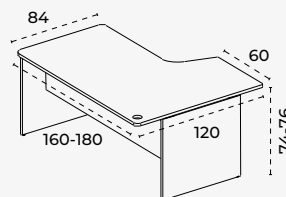
NEW



Dimensions (cm)



ref. 2051 - 2052



ref. 2053 - 2054

Ref.	Description	Qty.	cm (surface)	cm (product)	N° packs	kg / m ³ (packaging)
● 2051 XX XX V24	WORK L right table - melamine structure / melamine board	1	160 x 84-120	160 x 74 x 120	3	57 kg / 0,224 m ³
● 2052 XX XX V24	WORK L right table - melamine structure / melamine board	1	180 x 84-120	180 x 74 x 120	3	64 kg / 0,243 m ³
● 2053 XX XX V24	WORK L left table - melamine structure / melamine board	1	160 x 84-120	160 x 74 x 120	3	57 kg / 0,224 m ³
● 2054 XX XX V24	WORK L left table - melamine structure / melamine board	1	180 x 84-120	180 x 74 x 120	3	64 kg / 0,243 m ³

● Cable hole as standard

BEECH STRUCTURE



ALUMINIUM STRUCTURE



GREY STRUCTURE



WHITE STRUCTURE



OAK STRUCTURE



● Aluminum finishes available while supplies last

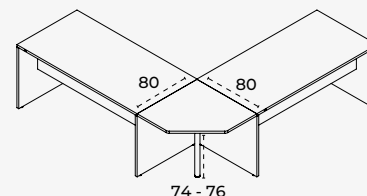
WORK - 90° ANGLES



An ideal accessory to make 90° shapes, adding more space and utility to the set.

Made from 25 mm melamine, color according to model, edged in matching color 1 mm PVC. Metallic column foot painted in gray, white and anthracite epoxy with height adjustable through a 10 cm range. It is joined together using connectors under the surfaces. Available for WORK and METAL series tables.

Dimensions (cm)



Ref.	Description	Qty.	cm (surface)	cm (product)	N° packs	kg / m ³ (packaging)
2907 XXX XX	Angle 90° - painted structure / melamine top	1	80 x 80	80 x 74-84 x 80	2	15 kg / 0,040 m ³

GREY STRUCTURE



WHITE STRUCTURE

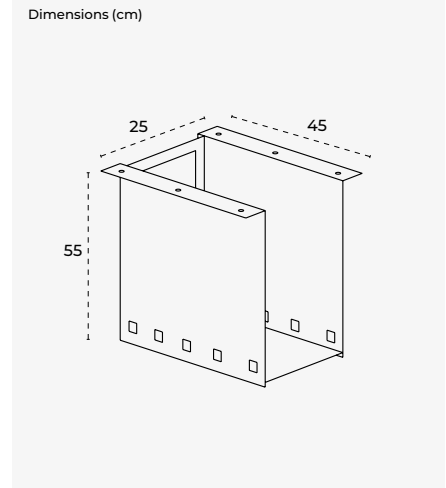


WORK - CPU STANDS



CPU stands ideal for an organized workspace.

Made from a 1,5 mm thick folded sheet steel. They can be attached to the melamine boards on the BLANCA, TOTAL, EXECUTIVE and WORK ranges. The openings in the plate allow for correct connection of cables and at the same time optimal ventilation.

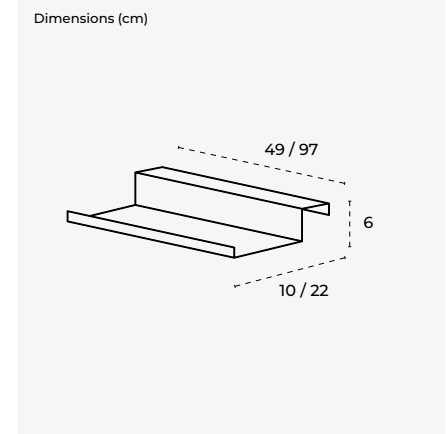


Ref.	Description	Qty.	cm (product)	cm (packaging)	kg / m ³ (packaging)
2943 X	CPU stands for tables with melamine board	1	25 x 55 x 45	59 x 47 x 4	9 kg / 0,011 m ³

CABLE DUCT



Under-table wiring system, created for better wire routing across our range of tables, for both melamine and glass-top tables. Metal structure, made of sheet metal and painted with epoxy color depending on the model. Available in grey, white and anthracite.



Ref.	Description	Qty.	cm (product)	cm (packaging)	kg / m ³ (packaging)
2921 X	Cable duct	1	49 x 6 x 10	50 x 7 x 11	1 kg / 0,003 m ³
2922 X	Cable duct big format	1	97 x 6 x 22	101 x 8 x 26	3,5 kg / 0,021 m ³

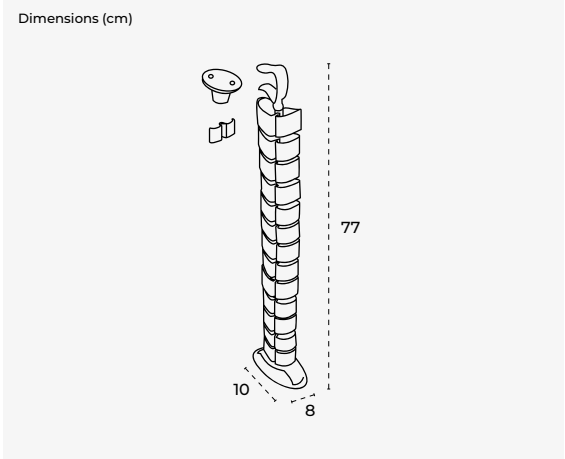
● Accessory ref 2922 to be used from 140 cm tables

WIRING SYSTEM



Membrane cable conduits in column format, a good solution for keeping cables organized. Aluminum color.

Hinged cable conduits for office tables. Attachment to table top using screws (included), or clips for glass surfaces. A very good solution to keep cables organized. Organize and arrange cables for desktop electronics to prevent them from getting tangled. Made from PVC, finished in aluminum grey.



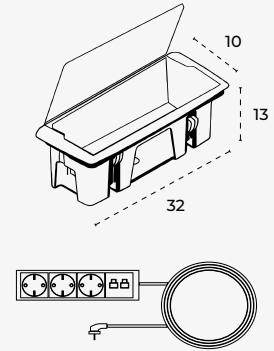
Ref.	Description	Qty.	cm (product)	cm (packaging)	kg / m ³ (packaging)
2901	Wiring system	1	10 x 77 x 8	46 x 46 x 7	2 kg / 0,014 m ³

CONNECTION BOX



Junction boxes 32 x 13 cm.
Part number 2964 has 3 SCHUKO units, 1 2RJ45 unit, and 2 meters of AC cable.

Dimensions (cm)



Ref.	Description	Qty.	cm (product)	cm (packaging)	kg / m ³ (packaging)
● 2964	Box + 3 schuko + 2RJ45 + 2m cable	1	32 x 13 x 10	35 x 14 x 14	1,2 kg / 0,006 m ³
● 2965	Empty box	1	32 x 13 x 10	35 x 14 x 14	0,5 kg / 0,006 m ³

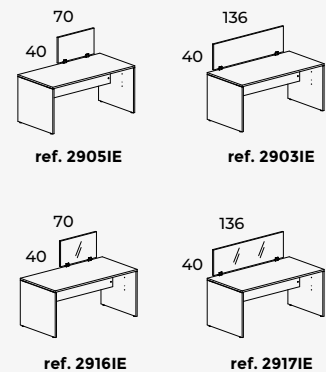
● Zmec: Drilling for boards (net price per board to be drilled)

DIVIDERS FOR TABLES WITH MELAMINE SURFACE



The different types of dividers fit any surface and any size, varying the attachments and materials according to the table surface where it is to be installed. Available in 10 mm thick translucent tempered glass, or made from 25 mm melamine. Color depends on the product, edging in 1 mm PVC of the same color.

Dimensions (cm)



Ref.	Description	Qty.	cm (surface)	cm (product)	N° packs	kg / m ³ (packaging)
2903IE XX	Melamine divider / Individual table / Melamine board	1	136 x 40	136 x 40 x 2,5	1	10 kg / 0,032 m ³
2905IE XX	Melamine divider / Individual table / Melamine board	1	70 x 40	70 x 40 x 2,5	1	7 kg / 0,020 m ³
2917IE	Glass divider / Individual table / Melamine board	1	136 x 40	136 x 40 x 1	1	14 kg / 0,053 m ³
2916IE	Glass divider / Individual table / Melamine board	1	70 x 40	70 x 40 x 1	1	7 kg / 0,020 m ³





TABLE DIVIDERS





SET

SMART

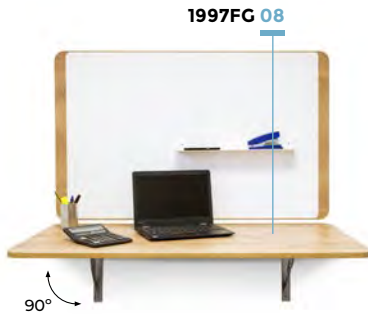
The Smart series is defined by its maximum adaptability to office or home environments, allowing spaces to be transformed based on the use given to them at any given time. Smart products allow people to channel workflows according to their schedule, allowing them to reconcile work life with family life. A conciliation that

results in an increase in employee satisfaction, reinforcing their commitment to the company, and in the long run in increasing their productivity.



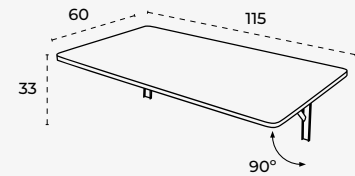
SET

SMART - FOLDING TABLE



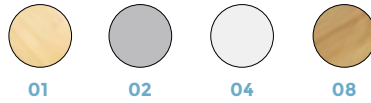
The folding tables in the SMART range, are designed to take advantage of any space, however small. Perfect to complement our NATURAL and SKINWHITEBOARD whiteboard ranges. Made from 19 mm thick melamine, with a wall mounting system made of steel with an easy-to-activate folding system. Finishes depending on the model. Whiteboards not included.

Dimensions (cm)



Ref.	Description	Qty.	cm (surface)	cm (product)	cm (packaging)	kg / m ³ (packaging)
● 1997FG XX	Folding table - melamine surface	1	115 x 60	115x 60 x 33	126 x 62 x 6	12kg / 0.047m ³

● Whiteboard not included



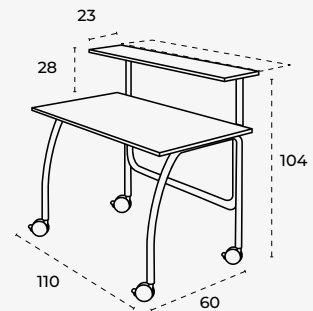
SMART - MOBILE TABLE



Mobile table from our new SMART range of tables, designed to help adapt your home for working. The perfect choice to suit any space. Manufactured from 35 mm cylindrical steel tube, with a 19 mm melamine surface.

Its second level offers an auxiliary space to provide a more clutter-free work space, with 2 positions to suit your needs.

Dimensions (cm)



Ref.	Description	Qty.	cm (surface)	cm (product)	cm (packaging)	kg / m ³ (packaging)
7020V20-04	Mobile table	1	110 x 60	110 x 104 x 60	123 x 72 x 9	21.65kg / 0.080 m ³



ACOUSTIC

Range of acoustic panels that adapt to the technical and aesthetic requirements of each project. Made of PET technical polymer, they allow excellent acoustic absorption for both public and private spaces, making the perception of sounds a pleasant experience. Acoustic panels are especially useful for controlling first reflections, as well as reverberation time in mid-high and


high frequencies. Innovative and elegant product that provides an acoustic improvement to your workspace in offices, meeting rooms, call centers, videoconference rooms, etc. Available in different sizes, colors and different forms of application (consult to study each application).



TABLE TOP ACOUSTIC DIVIDERS

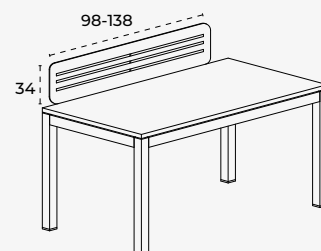


A range of acoustic panels to suit the technical and esthetic requirements of each project. Made from PET technical polymer, they allow excellent acoustic absorption for both public and private spaces, making the perception of sound a pleasant experience. Acoustic panels are especially useful for controlling early echo, as well as the reverb time in mid-high and high frequencies. A new and elegant product that gives workspace an acoustic improvement in offices, meeting rooms, call centers, video conferencing rooms, etc. Available in different sizes, colors and different installation formats (desktop, floor dividers and wall coverings).



1

Dimensions (cm)



Ref.	Description	Qty.	cm (surface)	cm (product)	N° packs	kg / m ³ (packaging)
3904-1	Table top acoustic dividers	1	98 x 34	98 x 34 x 5	1	2.5kg / 0.018 m ³
3906-1	Table top acoustic dividers	1	138 x 34	138 x 34 x 5	1	3.5kg / 0.025 m ³

ACOUSTIC WALL PANEL



A range of acoustic panels to suit the technical and esthetic requirements of each project. Made from PET technical polymer, they allow excellent acoustic absorption for both public and private spaces, making the perception of sound a pleasant experience. Acoustic panels are especially useful for controlling early echo, as well as the reverb time in mid-high and high frequencies. A new and elegant product that gives workspace an acoustic improvement in offices, meeting rooms, call centers, video conferencing rooms, etc. Available in different sizes, colors and different installation formats (desktop, floor dividers and wall coverings).

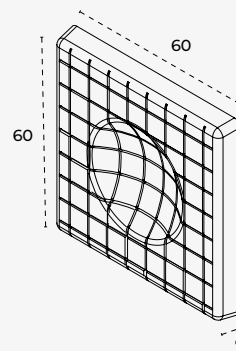


1



4

Dimensions (cm)



Ref.	Description	Qty.	cm (surface)	cm (product)	N° packs	kg / m ³ (packaging)
3940-1	Acoustic wall panel - grey	1	60 x 60	60 x 60 x 7	1	1,7 kg / 0,031 m ³
3940-4	Acoustic wall panel - black	1	60 x 60	60 x 60 x 7	1	1,7 kg / 0,031 m ³



STORE

The STORE series is designed to meet the different needs of each work environment. And not only to its storage and functionality but also to new criteria for division, demarcation of spaces, visual comfort,...

The STORE series is made up of modules made of 25mm and 19mm melamine depending on components and functionalities, as well as modules made of steel to provide greater protection and resistance depending on the uses to be faced.

Series with different formats of cabinets and drawers to be able to furnish the different work areas that can make up any project, adapting to each space. Open shelves with a minimalist design, melamine cabinets with doors, open folders, metal cabinets with sliding doors, swing doors, filing cabinets, drawers, etc.). Consult Rocada for available options, as well as the possibility of special custom-made products.



SET

SHELVES WITH A METAL FRAME, AVAILABLE IN 3 OR 5 LEVELS

1420 **ACY 08**



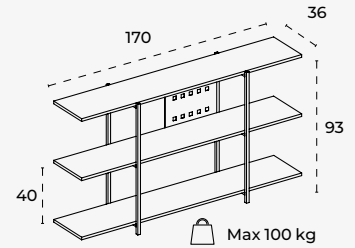
Shelves with different levels for open spaces, allowing the division of work environments and the creation of spaces with different privacy levels using plants, decoration, and office elements.

1430 **ACY 08**

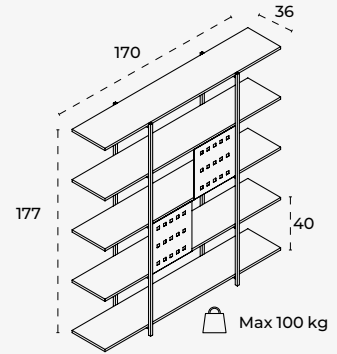


Shelves made of 19 mm thick melamine. Structure made of 20 x 20 mm steel tube. Includes 1 or 2 metal embellishments that provide even more stability to the structure while creating areas of greater privacy.

Dimensions (cm)



ref. 1420



ref. 1430

Ref.	Description	Qty.	cm (surface)	cm (product)	N° packs	kg / m ³ (packaging)
● 1420 XXX XX	Shelf of 3 levels - metallic structure / melamine shelves	1	170 x 36	170 x 93 x 36	3	27,10 kg / 0,059 m ³
● 1430 XXX XX	Shelf of 5 levels - metallic structure / melamine shelves	1	170 x 36	170 x 177 x 36	4	46,30 kg / 0,104 m ³

● Contact us for other finishes

WHITE STRUCTURE



ANTHRACITE STRUCTURE

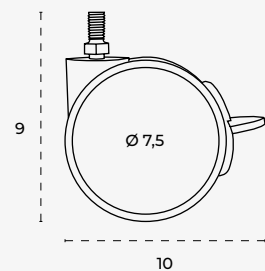


WHEELS FOR SHELVES



Set of 4 high-resistance wheels with a diameter of 75mm for shelves (shelvee with a metal structure and melamine shelves / levels).


Dimensions (cm)



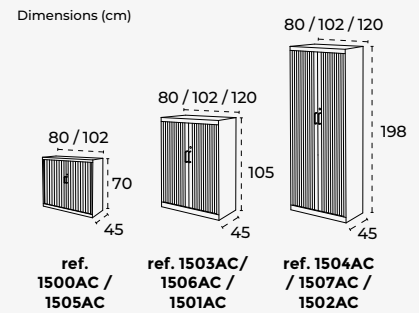
Max 25 kg / wheel

Ref.	Description	Qty.	cm (product)	cm (packaging)	kg / m ³ (packaging)
1490	Wheels for shelves	4	10 x 9 x 6	16 x 10 x 9	1,5kg / 0,001 m ³

METAL BLIND CABINETS



A range of high strength, high quality metal cabinets. The perfect solution for storing and classifying files and documents. The cabinets include levelers made of steel sheet. Lockable louvered doors made from technical polymer and height-adjustable metal shelves included (for classifying DIN A4 size hanging folders). Epoxy painted, color depending on the model. They are delivered assembled as standard.



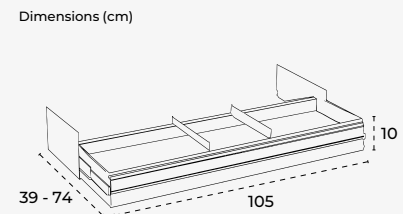
Ref.	Description	Qty.	cm (product)	N° packs	kg / m ³ (packaging)
1500AC XX	Cupboard metal blind cabinet - 1 shelf included	1	80 x 70 x 45	1	25 kg / 0,250 m ³
1503AC XX	Cupboard metal blind cabinet - 2 shelves included	1	80 x 105 x 45	1	35 kg / 0,378 m ³
1504AC XX	Cupboard metal blind cabinet - 4 shelves included	1	80 x 198 x 45	1	58 kg / 0,712 m ³
1505AC XX	Cupboard metal blind cabinet - 1 shelf included	1	102 x 70 x 45	1	28 kg / 0,32 m ³
1506AC XX	Cupboard metal blind cabinet - 2 shelves included	1	102 x 105 x 45	1	36 kg / 0,48 m ³
1507AC XX	Cupboard metal blind cabinet - 4 shelves included	1	102 x 198 x 45	1	58 kg / 0,91 m ³
1501AC XX	Cupboard metal blind cabinet - 2 shelves included	1	120 x 105 x 45	1	38 kg / 0,570 m ³
1502AC XX	Cupboard metal blind cabinet - 4 shelves included	1	120 x 198 x 45	1	62 kg / 1,070 m ³



FILE ACCESSORY




Telescopic rack compatible with our 120 cm wide metal cabinets. Allows hanging folders of different sizes to be classified simply by moving the center rods. Metal guides with bearings make it easy to find and pick out documentation when you move it out of the cabinet body.

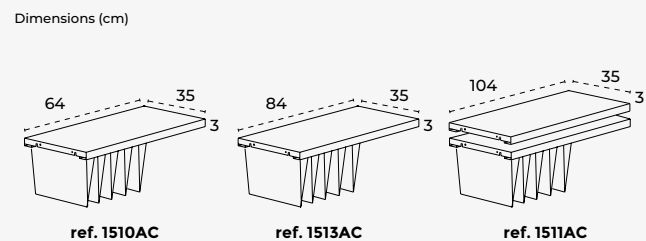


Ref.	Description	Qty.	cm (product)	N° packs	kg / m ³ (packaging)
1512AC	File accessory compatible with our 120 cm wide metal cabinets	1	105 x 39-74 x 10	1	3 kg / 0,050 m ³

METAL SHELVES FOR BLIND CABINETS




Metal shelves for metal blind cabinets. Made of 0,8 mm thick steel sheet and painted in epoxy, color depending on the model. Takes DIN A4 size hanging folders.



Ref.	Description	Qty.	cm (product)	N° packs	kg / m ³ (packaging)
1510AC XX	Metal shelf for blind cabinets ref. 1500AC / 1503AC / 1504AC	1	64 x 3 x 35	1	3 kg / 0,099 m ³
1513AC XX	Metal shelf for blind cabinets ref. 1505AC / 1506AC / 1507AC	1	84 x 3 x 35	1	4 kg / 0,124 m ³
1511AC XX	Metal shelves for blind cabinets ref. 1501AC / 1502AC	2	104 x 3 x 35	1	7,75 kg / 0,142 m ³

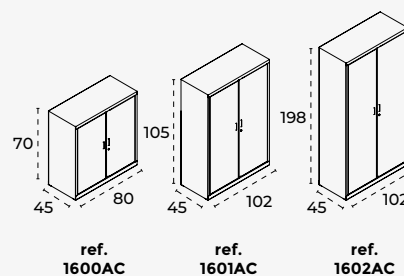


TWO DOORS METAL CABINET



A range of high strength, high quality metal cabinets painted in epoxy, color depending on the model. The perfect solution for storing and classifying files and documents. They include levelers made of steel sheet. They include levers made of steel sheet. Hinged 0,7 mm steel doors with internal reinforcement and safety lock with a built-in handle. Height-adjustable metal shelves included (supporting DIN A4 hanging classifiers).


Dimensions (cm)



Ref.	Description	Qty.	cm (product)	N° packs	kg / m ³ (packaging)
1600AC XX	Two doors metal cabinet. 1 shelf is included	1	80 x 70 x 45	1	31 kg / 0,250 m ³
1601AC XX	Two doors metal cabinet. 2 shelves are included	1	102 x 105 x 45	1	48,9 kg / 0,480 m ³
1602AC XX	Two doors metal cabinet. 4 shelves are included	1	102 x 198 x 45	1	80,9 kg / 0,910 m ³

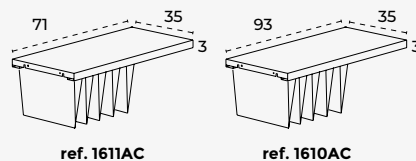


METAL SHELVES FOR METAL CABINETS



Metal shelves for metal hinged door cabinets. Made of 0,8 mm thick steel sheet and painted in epoxy, color depending on the model. Takes DIN A4 size hanging folders.

Dimensions (cm)



Ref.	Description	Qty.	cm (product)	N° packs	kg / m ³ (packaging)
1611AC XX	Metal shelves for metal cabinets ref 1600AC	1	71 x 3 x 35	1	3 kg / 0,007 m ³
1610AC XX	Metal shelves for metal cabinets ref 1601AC / 1602AC	1	93 x 3 x 35	1	4 kg / 0,009 m ³

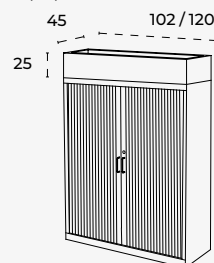


FLOWER POTS FOR METALLIC CUPBOARDS



Monobloc flower pots made of highly rigid and stable epoxy-painted steel sheet. It includes a liquid collection drainage tray inside. The tray is made of black polystyrene. Available for cabinets with widths of 120cm and 102cm. Available in colours that match the cabinets. Add a fresher and more pleasant feeling to your workspace.

Dimensions (cm)



Ref.	Description	Qty.	cm (product)	N° packs	kg / m ³ (packaging)
2400AC XX	Flower pots for metallic cupboards of 120cm	1	120 x 25 x 45	1	18,00 kg / 0,136 m ³
2402AC XX	Flower pots for metallic cupboards of 102cm	1	102 x 25 x 45	1	15,00 kg / 0,116 m ³



METAL FILING CABINETS



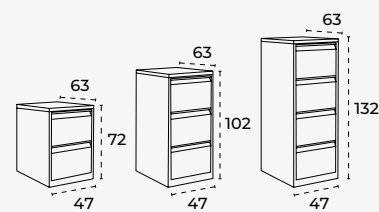
VIDEO

1651AC 00



Metal filing cabinets for hanging classifiers, designed to store and maintain the order of your documents. With a wide variety of sizes and colors painted in epoxy, color depending on the model, so you can choose a combination that easily fits your business style and needs. Made of steel sheet between 0.6 and 0.8 mm thick. Drawers with metal guides and high-strength bearings with full extension, with centralized locking and non-tip safety system. A moving bar allows archiving DIN A4 and Letter sizes. Complies with BS4875 regulations (section 7). Supplied assembled. 5-year warranty.

Dimensions (cm)



ref. 1650AC

ref. 1651AC

ref. 1652AC

Ref.	Description	Qty.	cm (product)	N° packs	kg / m ³ (packaging)
1650AC XX	Metal filing cabinets. 2 drawers	1	47 x 72 x 63	1	28 Kg / 0,213 m ³
1651AC XX	Metal filing cabinets. 3 drawers	1	47 x 102 x 63	1	38 Kg / 0,304 m ³
1652AC XX	Metal filing cabinets. 4 drawers	1	47 x 132 x 63	1	50 Kg / 0,394 m ³



00

10

11

12

15

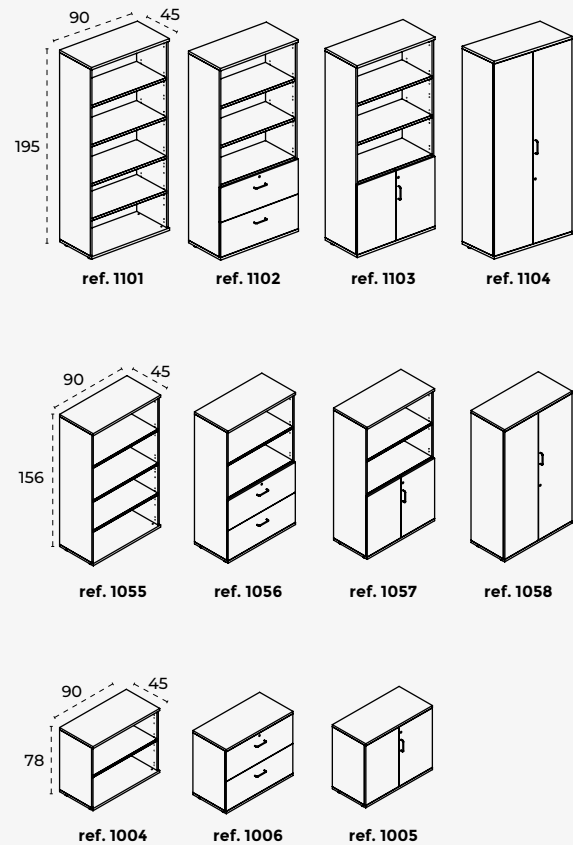


SET

MELAMINE CUPBOARDS WITH A TOP COVER



Dimensions (cm)



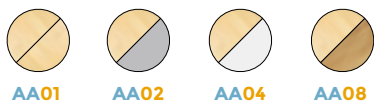
A wide range of cabinets that, thanks to their smooth straight lines, fit perfectly with all our furniture series. They are available in many color finishes, allowing them to suit any style.

19 mm thick melamine structure, edged in 1 mm thick PVC. The rear part is made of 3mm DM painted grey on both sides. 25 mm shelves included. The filing cabinets accept all kinds of folders thanks to their adjustable structure. Cabinets with hinged doors are equipped with a lock with 2 folding keys. Metal handles with metallic finish.

Ref.	Description	Qty.	cm (product)	N° packs	kg / m ³ (packaging)
1101 XXXX V24	Opened melamine cupboard with a top cover	1	90 x 195 x 45	3	64,50 kg / 0,125 m ³
● 1102 XXXX V24	Filing melamine cupboard with a top cover	1	90 x 195 x 45	4	88,25 kg / 0,176 m ³
1103 XXXX V24	Lower doors - melamine cupboard with a top cover	1	90 x 195 x 45	4	73,20 kg / 0,145 m ³
1104 XXXX V24	Total doors - melamine cupboard with a top cover	1	90 x 195 x 45	4	86,65 kg / 0,169 m ³
1055 XXXX V24	Opened melamine cupboard with a top cover	1	90 x 156 x 45	3	53,80 kg / 0,115 m ³
● 1056 XXXX V24	Filing melamine cupboard with a top cover	1	90 x 156 x 45	4	71,00 kg / 0,201 m ³
1057 XXXX V24	Lower doors - melamine cupboard with a top cover	1	90 x 156 x 45	4	62,50 kg / 0,135 m ³
1058 XXXX V24	Total doors - melamine cupboard with a top cover	1	90 x 156 x 45	4	71,49 kg / 0,180 m ³
1004 XXXX V24	Opened melamine cupboard with a top cover	1	90 x 78 x 45	2	30,25 kg / 0,051 m ³
● 1006 XXXX V24	Lower doors - melamine cupboard with a top cover	1	90 x 78 x 45	3	47,45 kg / 0,152 m ³
1005 XXXX V24	Total doors - melamine cupboard with a top cover	1	90 x 78 x 45	3	38,95 kg / 0,086 m ³

● Filing cabinets accommodate all types of folders thanks to their adjustable structure / Assembly on request

BEECH STRUCTURE



ALUMINIUM STRUCTURE



GREY STRUCTURE



WHITE STRUCTURE



OAK STRUCTURE



● Aluminum finishes available while supplies last

● = Finishes on request

Product sizes = width x height x depth (cm)

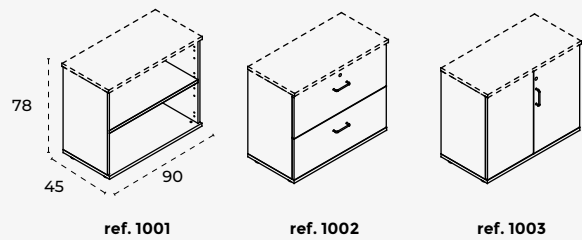
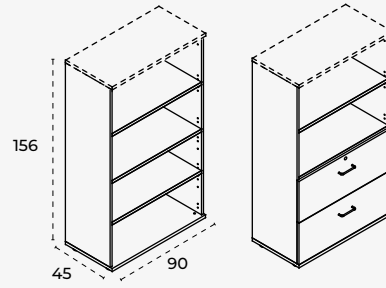
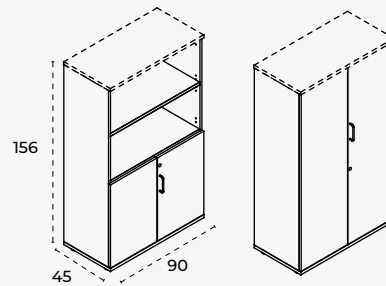
MELAMINE CUPBOARDS WITHOUT A TOP COVER

NEW

1051 AW 00V24



Dimensions (cm)



A wide range of cabinets that, thanks to their smooth straight lines, fit perfectly with all our furniture series. They are available in many color finishes, allowing them to suit any style.

19 mm thick melamine structure, edged in 1 mm thick PVC. The rear part is made of 3mm DM painted grey on both sides. 25 mm shelves included. The filing cabinets accept all kinds of folders thanks to their adjustable structure. Cabinets with hinged doors are equipped with a lock with 2 folding keys. Metal handles with metallic finish.

SET

Ref.	Description	Qty.	cm (product)	N° packs	kg / m ³ (packaging)
● 1051 XX 00V24	Opened melamine cupboard without a top cover	1	90 x 156 x 45	2	47,30 kg / 0,100 m ³
● 1052 XXXX V24	Filing melamine cupboard without a top cover	1	90 x 156 x 45	3	64,50 kg / 0,186 m ³
● 1053 XXXX V24	Lower doors - melamine cupboard without a top cover	1	90 x 156 x 45	3	56 kg / 0,120 m ³
● 1054 XXXX V24	Total doors - melamine cupboard without a top cover	1	90 x 156 x 45	3	64,95 kg / 0,135 m ³
● 1001 XX 00V24	Opened melamine cupboard without a top cover	1	90 x 78 x 45	1	23,75 kg / 0,051 m ³
● 1002 XXXX V24	Lower doors - melamine cupboard without a top cover	1	90 x 78 x 45	2	40,95 kg / 0,135 m ³
● 1003 XXXX V24	Total doors - melamine cupboard without a top cover	1	90 x 78 x 45	2	32,45 kg / 0,071 m ³

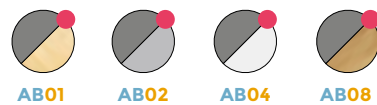
● **IMPORTANT NOTE:** You must complete the cupboards by purchasing the top (ref: 1903 or 1904), depending on whether you want a 180 cm top for two cupboards or a 90 cm top for an individual cupboard

● Filing cabinets accommodate all types of folders thanks to their adjustable structure / Assembly on request

BEECH STRUCTURE



ALUMINIUM STRUCTURE



GREY STRUCTURE



WHITE STRUCTURE



OAK STRUCTURE



● Aluminum finishes available while supplies last

MELAMINE CUPBOARDS WITHOUT TOP PANEL AND WITH GLASS DOORS

NEW

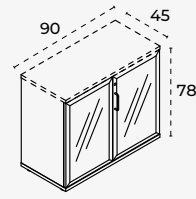
1053 **AW** 05V24



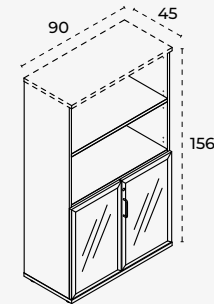
The cabinets with glass doors will add a lighter touch to the office decor. The glass is translucent with an acid finish, preventing a clear view through them.

Melamine structure, 19 mm thick, edged with 1mm thick PVC. The back is made of 3mm thick MDF, painted in color according to the model on both sides. All shelves are 25mm thick. The filing cabinets accommodate all types of folders due to their adjustable structure. Cabinets with hinged doors come equipped with a lock with 2 folding keys. Metallic handles with a metallic finish.

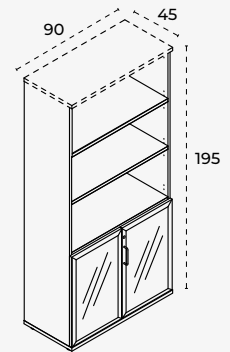
Dimensions (cm)



ref. 1003



ref. 1053



ref. 1111

Ref.	Description	Qty.	cm (product)	N° packs	kg / m ³ (packaging)
● 1111 XX 05V24	Lower glass doors - melamine cupboard without a top cover	1	90 x 195 x 45	3	66,70 kg / 0,120 m ³
● 1053 XX 05V24	Lower glass doors - melamine cupboard without a top cover	1	90 x 156 x 45	3	56 kg / 0,101 m ³
● 1003 XX 05V24	Glass doors - melamine cupboard without a top cover	1	90 x 78 x 45	2	32,45 kg / 0,071 m ³

- **IMPORTANT NOTE:** You must complete the cupboards by purchasing the top (ref: 1903 or 1904), depending on whether you want a 180 cm top for two cupboards or a 90 cm top for an individual cupboard



- Aluminum finishes available while supplies last

TOP COVERS FOR MELAMINE CUPBOARDS

NEW



Melamine tops, 25 mm thick, color-matched to the product, edged in 1 mm thick PVC of the same color. Tops with reference 1903 are ideal for connecting two cabinets of the same height.



01



02

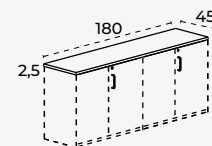


04

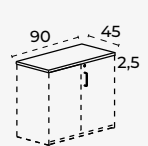


08

Dimensions (cm)



ref. 1903



ref. 1904

Ref.	Description	Qty.	cm (product)	N° packs	kg / m ³ (packaging)
● 1904 XX V24	Individual top cover	1	90 x 45 x 2,5	1	6,5 kg / 0,015m ³
● 1903 XX V24	Double top cover	1	180 x 45 x 2,5	1	14 kg / 0,035 ³

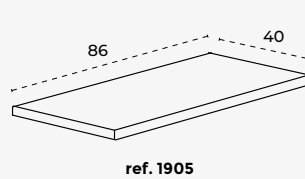
- **IMPORTANT NOTE:** Top needed to complete your order consisting of melamine cupboards without top and/or melamine cupboards with glass doors

SHELVES FOR MELAMINE CUPBOARDS

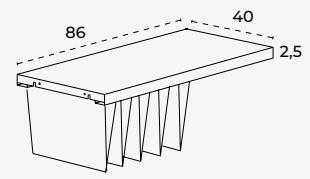


Melamine and metal shelves for melamine cupboards. Melamine shelves with a thickness of 2.5cm available in beech, grey, white, or oak melamine. The metal shelves, made of 0.8mm steel sheet, allows to use A4 folders.

Dimensions (cm)

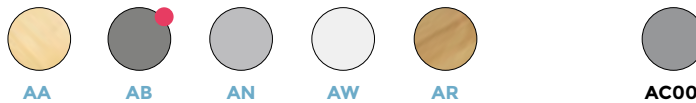


ref. 1905



ref. 1906AC00

Ref.	Description	Qty.	cm (product)	N° packs	kg / m ³ (packaging)
1905 XX 00	Melamine shelf for melamine cupboards	1	86 x 40 x 2,5	1	3,10 kg / 0,010 m ³
1906AC00	Metallic shelf for melamine cupboards	1	86 x 40 x 2,5	1	3,10 kg / 0,010 m ³



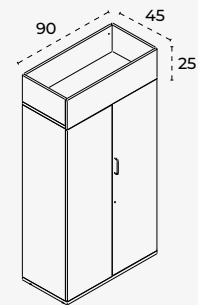
● Aluminum finishes available while supplies last

FLOWER POTS FOR MELAMINE CUPBOARDS



Flower pots made of 19mm melamine for great rigidity and stability, designed for various styles of artificial plants or other ornaments (without a liquid drainage system). Available for 90cm melamine cupboards. Add a fresher and more pleasant feeling to your workspace.

Dimensions (cm)



Ref.	Description	Qty.	cm (product)	N° packs	kg / m ³ (packaging)
2300 XXXX	Flower pots for melamine cupboards of 90cm	1	90 x 45 x 25	1	16,50 kg / 0,038 m ³

● Plants and bark not included / Planter compatible with cabinets of 90 x 45 cm. (cupboards without top)

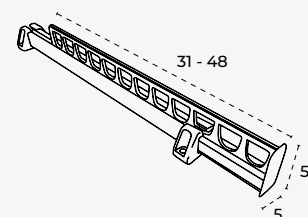


MELAMINE CUPBOARD COAT RACK



Coat rack for melamine cupboard and storage areas. A great space-saving storage solution with its 17 cm long extension. Made of aluminum and technical polymer.

Dimensions (cm)



Ref.	Description	Qty.	cm (product)	N° packs	kg / m ³ (packaging)
1910	Melamine cupboard coat rack	1	31-48 x 5 x 5	1	0,5 kg / 0,001 m ³

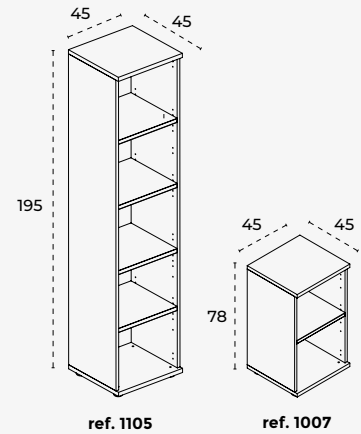
COLUMN CUPBOARDS



A wide range of cabinets that, thanks to their smooth straight lines, fit perfectly with all our furniture series. They are available in many color finishes, allowing them to suit any style.

19 mm thick melamine structure, edged in 1 mm thick PVC. The rear part is made of 3mm DM painted grey on both sides. 25 mm shelves included.

Dimensions (cm)

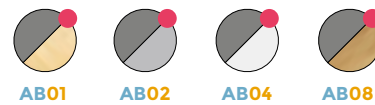


Ref.	Description	Qty.	cm (product)	N° packs	kg / m ³ (packaging)
1105 XX XX V24	Column cupboards	1	45 x 195 x 45	3	44 kg / 0,087 m ³
1007 XX XX V24	Column cupboards	1	45 x 78 x 45	2	19,40 kg / 0,040 m ³

BEECH STRUCTURE



ALUMINIUM STRUCTURE



GREY STRUCTURE



WHITE STRUCTURE

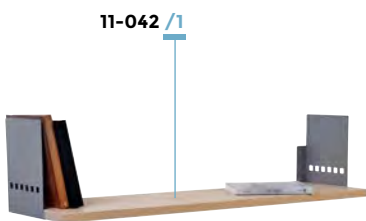


OAK STRUCTURE



● Aluminum finishes available while supplies last

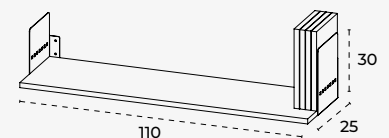
WALL SHELF



Multi-functional melamine shelf for extra storage space. Thanks to its metal supports, it offers support points on the sides, ideal for books and other documents. Brackets painted with gray epoxy (RAL 9006). Surfaces available in either beech or grey melamine.



Dimensions (cm)



Ref.	Description	Qty.	cm (product)	N° packs	kg / m ³ (packaging)
11-042 /1	Wall shelf - Beech	1	110 x 30 x 25	1	5,6 kg / 0,086 m ³
11-042	Wall shelf - Grey	1	110 x 30 x 25	1	5,6 kg / 0,086 m ³

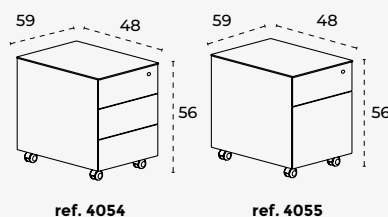
MOBILE METALLIC DRAWERS



Metal drawer cabinets designed with soft, modern lines that will match all kinds of furniture.

They include guides, centralized locking with two keys, and a tipping-protection system. Structure and drawers made from epoxy painted sheet metal, color depending on the model. The classifier drawer takes DIN A4 folders. The wheels are fitted with a brake system for correct fixing.


Dimensions (cm)



Ref.	Description	Qty.	cm (product)	N° packs	kg / m ³ (packaging)
4054AC XX	Mobile buck with 3 drawers	1	59 x 56 x 48	1	20 kg / 0,155 m ³
4055AC XX	Mobile buck with 1 drawer + 1 file	1	59 x 56 x 48	1	20 kg / 0,155 m ³



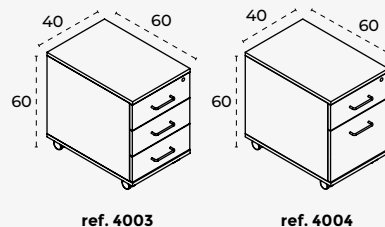
MOBILE MELAMINE DRAWERS



Mobile drawer cabinets, compatible with all our furniture ranges. They are available in 16 color finishes, allowing them to suit any style.

Melamine drawer cabinet on castors, with 3-drawers, or 1 drawer and 1 classifier, depending on the model. Structure made of 19 mm thick melamine, color depending on the model, with matching 1 mm PVC edging. The drawer interiors are black lacquered metal and the front pieces are 19 mm thick melamine, with 1 mm PVC edging in the same color, which depends on the product. They include guide rails with nylon bearing, metal handles and a centralized lock. Anti-tipping system and braked castors are included.

Dimensions (cm)

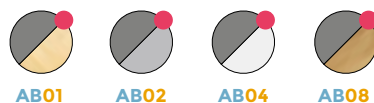


Ref.	Description	Qty.	cm (product)	N° packs	kg / m ³ (packaging)
4003 XX XX V24	Mobile buck with 3 drawers	1	40 x 60 x 60	1	25,10 kg / 0,138 m ³
4004 XX XX V24	Mobile buck with 1 drawer + 1 file	1	40 x 60 x 60	1	25,25 kg / 0,138 m ³

BEECH STRUCTURE



ALUMINIUM STRUCTURE



GREY STRUCTURE



WHITE STRUCTURE



OAK STRUCTURE



● Aluminum finishes available while supplies last

MELAMINE DRAWER WITHOUT CASTORS



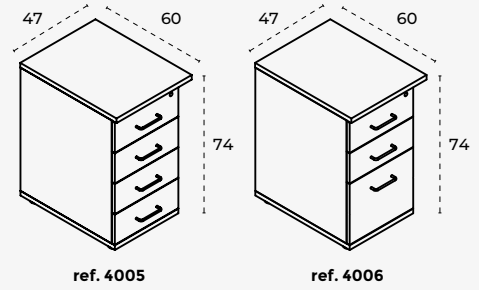
4006 AW 08 V24



Drawer cabinets designed to fit anywhere. The ideal complement to our entire table range thanks to their adjustable height. Available in 16 finishes, color depending on the model.

Melamine drawer cabinet without wheels, with 3 drawers or 1 drawer and 1 classifier, depending on model. Structure made of 19 mm thick melamine, color depending on the model, with a 1 mm PVC edging in the same color. The drawer interiors are black lacquered metal and the front pieces are 19 mm thick melamine, with 1 mm PVC edging in the same color, which depends on the product. They include guide rails with nylon bearing, metal handles and a centralized lock. Fall-prevention system included.

Dimensions (cm)

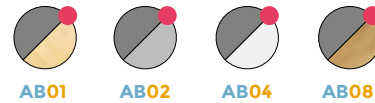


Ref.	Description	Qty.	cm (product)	N° packs	kg / m³ (packaging)
4005 XX XX V24	Melamine drawer without castors - 4 drawers	1	47 x 74 x 60	1	35,10 kg / 0,192 m³
4006 XX XX V24	Melamine drawer without castors - 2 drawers + 1 file	1	47 x 74 x 60	1	35,25 kg / 0,192 m³

BEECH STRUCTURE



ALUMINIUM STRUCTURE



GREY STRUCTURE



WHITE STRUCTURE



OAK STRUCTURE



● Aluminum finishes available while supplies last



SET

WELCOME

The WELCOME series is intended to respond to the different needs that exist in the first moments of interaction between people. Its different components make it possible to provide the privacy necessary for daily work while maintaining an accessible communication area.

Composed of upper modules made entirely of melamine that adapt to the different series of tables, allowing you to create spaces with the same aesthetics and adapt to any need of use. Thanks to the different lengths, you can

adapt the work area individually to any situation. Of call center modules for specific use in work, communication, etc., also made of melamine. And finally through mobile reception/information modules specifically for events, catering, etc. ...with melamine structure and metal front panels.

Available in different sizes, colors and different forms of application (consult to study each application).

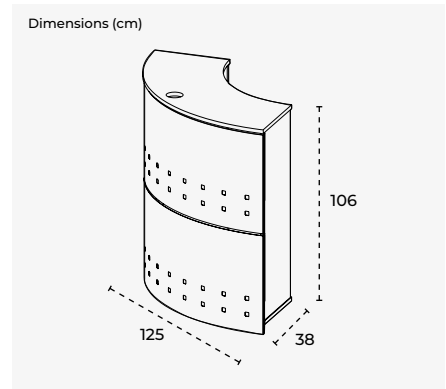


MOBILE CIRCULAR MODULE



Circular reception module with smooth, modern lines. Made of melamine and steel. Its design allows for all kinds of applications such as reception at events, catering, etc. Wheels come as standard. High strength technical polymer graders are available.

Easy assembly.



Ref.	Description	Qty.	cm (product)	N° packs	kg / m ³ (packaging)
5100AA01	Mobile circular module - metallic modesty panel / melamine structure	1	125 x 106 x 38	2	36 kg / 0,109 m ³

CALL CENTER

5501 AN02



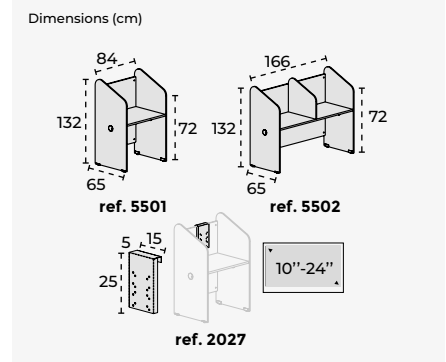
Call Center modules designed for customer service, telemarketing, and more. The front and side panels provide the separation and privacy needed to perform these types of work properly. Structure made of 19 mm melamine in aluminum color with PVC edging in the same color. Desktop made of 25 mm gray melamine edged in aluminum colored PVC. Graders and cable conduit as standard. Additional accessory available for 10"-24" flat screens.



AN02



AB02




Ref.	Description	Qty.	cm (product)	N° packs	kg / m ³ (packaging)
5501 XX XX	Call Center individual - melamine	1	84 x 132 x 65	2	40,8 kg / 0,115 m ³
5502 XX XX	Call Center double - melamine	1	166 x 132 x 65	2	66,8 kg / 0,236 m ³
2027	Call Center - TV accessory	1	15 x 25 x 5	1	1kg / 0,005 m ³

● Aluminum finishes available while supplies last

UPPER RECEPTION MODULE



5016 AA01



The ideal solution to turn any table into a reception desk.

Upper reception module made of 19-25 mm thick melamine. Attachment to the main table using 2 or 3 metal anchors painted in epoxy. Ideal for all types of installations (large or small / linear or shaped).



AA01



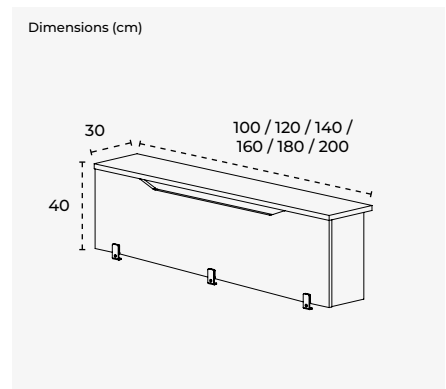
AN02



AW04



AR08



Ref.	Description	Qty.	cm (product)	N° packs	kg / m ³ (packaging)
5010 XXXX	Upper reception module - melamine	1	100 x 40 x 30	1	11 kg / 0,027 m ³
5012 XXXX	Upper reception module - melamine	1	120 x 40 x 30	1	14 kg / 0,031 m ³
5014 XXXX	Upper reception module - melamine	1	140 x 40 x 30	1	17 kg / 0,035 m ³
5016 XXXX	Upper reception module - melamine	1	160 x 40 x 30	1	21 kg / 0,040 m ³
5018 XXXX	Upper reception module - melamine	1	180 x 40 x 30	1	24 kg / 0,044 m ³
5020 XXXX	Upper reception module - melamine	1	200 x 40 x 30	1	27 kg / 0,048 m ³

MEETING

The MEETING series tables are defined by maximum practicality, increasing and enhancing communication between people. Its solid steel or melamine structure, depending on the model, gives the table set total robustness for all types of environments.

Structure made of 5cm and 12cm diameter steel tube with metal base or 25mm thick melamine feet with 2cm height adjustment depending on the model. Tabletops

made of 25 mm thick melamine and edged in 1 mm PVC. Various melamine finishes that are combined depending on the model.

Series with small formats and others of large size in accordance with each requested use and adapting to each space. Consult Rocada for available options, as well as the possibility of special custom-made products.



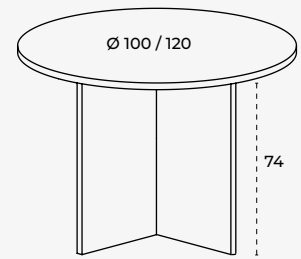
SET

MEETING TABLE - MELAMINE STRUCTURE AND MELAMINE BOARD



Circular meeting table, with melamine structure, intended for getting together with clients, suppliers, work groups, and for any other type of meeting, designed for improved functionality in the office and work area. Composed of a melamine structure with an independent regulation system (20 mm), 25 mm thick melamine on particle board with 1 mm thick PVC edging. Available in beech, grey, white or oak finishes, color depending on the model

Dimensions (cm)



Ref.	Description	Qty.	cm (product)	N° packs	kg / m ³ (packaging)
3005XXXXV24	MEETING table - melamine structure and melamine board	1	100 x 74 x 100	2	31,60 kg / 0,078 m ³
3006XXXXV24	MEETING table - melamine structure and melamine board	1	120 x 74 x 120	2	38,10 kg / 0,091 m ³

BEECH STRUCTURE



ALUMINIUM STRUCTURE



GREY STRUCTURE



WHITE STRUCTURE

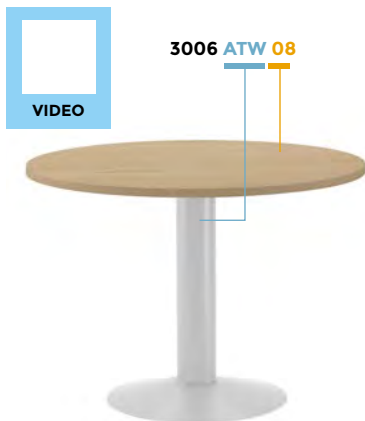


OAK STRUCTURE



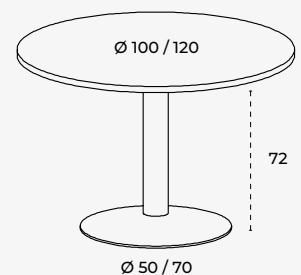
● Aluminum finishes available while supplies last

MEETING TABLE - METALLIC STRUCTURE AND MELAMINE BOARD



Circular meeting table, with steel structure, designed for getting together with clients, suppliers, work groups, and for any other type of meeting, designed for improved functionality in the office and work area. Composed of column stand made of epoxy painted sheet metal, color depending on the model, and 4 different table finishes: Beech, grey, white or oak.

Dimensions (cm)



Ref.	Description	Qty.	cm (product)	N° packs	kg / m ³ (packaging)
3005 XX XX	MEETING table - metallic structure and melamine board	1	100 x 72 x 100	2	26,60 kg / 0,112 m ³
3006 XX XX	MEETING table - metallic structure and melamine board	1	120 x 72 x 120	2	31,70 kg / 0,127 m ³

GREY STRUCTURE



WHITE STRUCTURE



ANTHRACITE STRUCTURE



! = Finishes on request

Product sizes = width x height x depth (cm)

SET

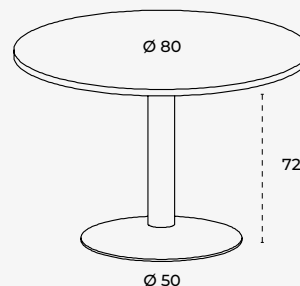
CIRCULAR MEETING TABLE WITH CHROME-PLATED STEEL STRUCTURE



Circular meeting table, with steel structure, designed for getting together with clients, suppliers, work groups, and for any other type of meeting, designed for improved functionality in the office and work area. Composed of column stand made of epoxy painted sheet metal, color depending on the model



Dimensions (cm)



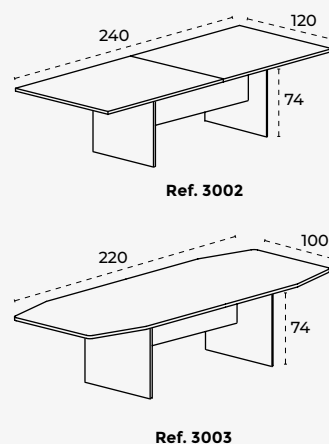
Ref.	Description	Qty.	cm (product)	N° packs	kg / m ³ (packaging)
3015AP XX	MEETING table with chrome-plated steel structure	1	80 x 72 x 80	2	26,60 kg / 0,112 m ³
3015AP XX	MEETING table with chrome-plated steel structure	1	80 x 72 x 80	2	26,60 kg / 0,112 m ³

RECTANGULAR MEETING TABLE WITH MELAMINE STRUCTURE



Generously sized melamine-structured meeting table ideal for meeting with multiple parties at a single table. With feet made from 25 mm thick melamine, color depending on the model, with 1 mm edging in the same color, 19 mm thick melamine skirting, color depend on the model, with 1 mm edging in the same color, and a melamine table top that is 25 mm thick with a 1 mm edging in the same color, which will depend on the model. Melamine structure with independent grading system up to 2 cm.

Dimensions (cm)



Ref.	Description	Qty.	cm (product)	N° packs	kg / m ³ (packaging)
3002XXXX	MEETING table - melamine structure and melamine board - straight corners	1	240 x 74 x 120	5	68,00 kg / 0,410 m ³
3003XXXXV24	MEETING table - melamine structure and melamine board - curved corners	1	220 x 74 x 100	3	56,80 kg / 0,176 m ³

BEECH STRUCTURE



ALUMINIUM STRUCTURE



GREY STRUCTURE



WHITE STRUCTURE



OAK STRUCTURE

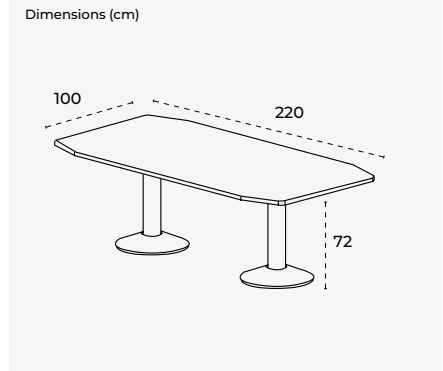


● Aluminum finishes available while supplies last

RECTANGULAR MEETING TABLE WITH STEEL STRUCTURE



Generously sized steel-structured meeting table ideal for meeting with multiple parties at a single table. Composed of cylindrical feet in column format made of sheet metal painted in epoxy, color depending on the model. Surface made of 25 mm thick melamine, with a 1 mm edging in matching color, which will depend on the model. Available in beech, grey, white or oak color finishes, depending on the model.



Ref.	Description	Qty.	cm (product)	N° packs	kg / m ³ (packaging)
3003 XX XX	MEETING table - metallic structure and melamine board	1	220 x 72 x 100	3	64,60 kg / 0,282 m ³

GREY STRUCTURE



WHITE STRUCTURE



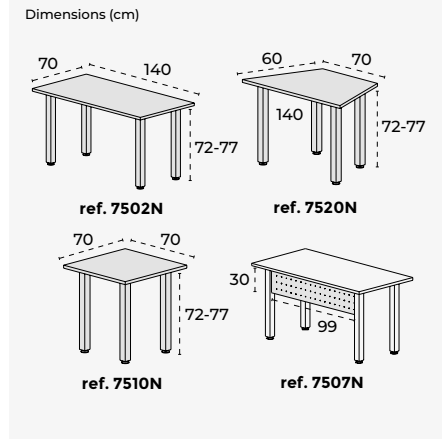

ANTHRACITE STRUCTURE



MODULAR TABLES



Different compositions to choose from, with rectangular, square and/or trapezoidal shaped tables, that make collaboration and visual contact between participants easier. Metal skirting is available as an optional product for rectangular-shaped tables. Ideal for meetings, no matter what type of meeting it may be. With a 25 mm melamine surface and with a steel structure painted with gray epoxy (RAL 9006).



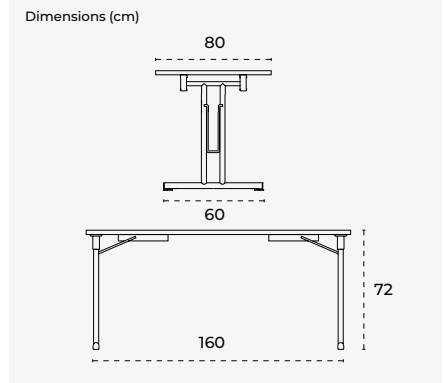

Ref.	Description	Qty.	cm (product)	N° packs	kg / m ³ (packaging)
7502N	Modular tables - rectangular	1	140 x 72 x 70	2	28,30 kg / 0,086 m ³
7510N	Modular tables- square	1	70 x 72 x 70	2	19,70 kg / 0,067 m ³
7520N	Modular tables - trapezoidal	1	140 x 72 x 60	2	27 kg / 0,086 m ³
7507N	Metal modesty panel	1	99 x 30 x 3	1	5 kg / 0,015 m ³

FOLDING TABLES



The RD-7503N folding table is very versatile, and allows all kinds of distributions for meetings, conferences or training rooms. The folding system allows the tables to be stacked on top of each other, taking up a minimal amount of space when not in use. Composed of a 25 mm melamine board, with a 1 mm thick edging in the same color, and a chrome-plated steel structure painted in epoxy.

Easy assembly.



Ref.	Description	Qty.	cm (product)	N° packs	kg / m ³ (packaging)
7503N	Folding tables - chromed structure / melamine board	1	160 x 72 x 80	2	30 kg / 0,100 m ³

ROTATION

The ROTATION series tables are defined by maximum mobility, seeking adaptation to all types of work environments. Solid steel structure composed of inverted Y-shaped legs together with a metal crossbar that gives the table as a whole a functional and adaptive aesthetic, providing an optimal storage system.

Central crossbar made of square section steel tube fixed to the side feet using a solid joining system. Side feet made of sheet steel with lower wheels with brake system. Structure designed for easy mobility. All painted in

colored epoxy depending on the model. Tabletops made of 25 mm thick melamine in color depending on the model and edged in 1 mm PVC of the same color.

The ROTATION series has different accessories such as folding skirts or a joining system between tables to achieve large work surfaces that are easily adaptable at any time. Consult Rocada for available options, as well as the possibility of special custom-made products.



ROTATION - FOLDING TABLES



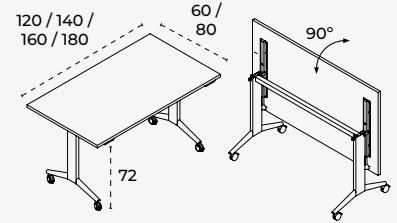
2002FD08



Structure in folded and stamped steel sheet with epoxy painted finish depending on the model. Metal rotation system with spring system for an easy activation by means of 2 technical polymer handles. Steel cross beam. Metal apron with optional folding system. The board is made of 25 mm thick melamine, with 1 mm PVC edging in matching color, which will depend on the model.



Dimensions (cm)



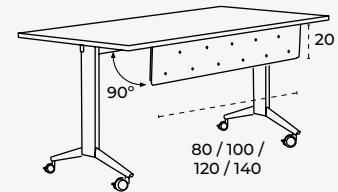
Ref.	Description	Qty.	cm (surface)	cm (product)	N° packs	kg / m ³ (packaging)
2000FD XX	Folding table - metallic structure / melamine board	1	120 x 60	120 x 72 x 60	5	23 kg / 0,109 m ³
2001FD XX	Folding table - metallic structure / melamine board	1	140 x 80	140 x 72 x 80	5	29 kg / 0,125 m ³
2002FD XX	Folding table - metallic structure / melamine board	1	160 x 80	160 x 72 x 80	5	32,5 kg / 0,133 m ³
2003FD XX	Folding table - metallic structure / melamine board	1	180 x 80	180 x 72 x 80	5	32,5 kg / 0,138 m ³

ROTATION - MODESTY PANEL



Metallic modesty panels are made of grey steel plate (RAL 9006).

Dimensions (cm)



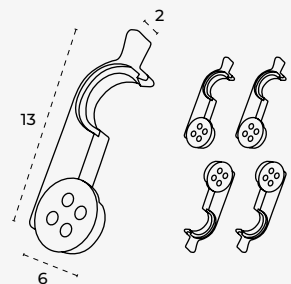
Ref.	Description	Qty.	cm (product)	N° packs	kg / m ³ (packaging)
2935FD	ROTATION - modesty panel - table 120cm	1	80 x 20 x 1	1	1,5 kg / 0.002 m ³
2936FD	ROTATION - modesty panel - table 140cm	1	100 x 20 x 1	1	1,8 kg / 0.002 m ³
2937FD	ROTATION - modesty panel - table 160cm	1	120 x 20 x 1	1	2,10 kg / 0.003 m ³
2938FD	ROTATION - modesty panel - table 180cm	1	140 x 20 x 1	1	2,40 kg / 0.003 m ³

ROTATION - JOIN SYSTEM



Convenient and easy joining systems to simultaneously join ROTATION tables.

Dimensions (cm)



Ref.	Description	Qty.	cm (product)	N° packs	kg / m ³ (packaging)
5555FD	ROTATION - Join system	2	13 x 2 x 6	1	0,5 kg / 0,001 m ³

ROLL


Range of roller blinds that allow you to customize the different environments of an office according to work needs. Its wide range of measurements, fabrics and mechanism finishes allow total adaptation to any space, enhancing the products in its environment.

High quality translucent roller blinds, with 43mm aluminum core, reversible mechanism, chain with the option of installation on the right or left. Fabric made of 30% polyester and 70% PVC. Consult Rocada for available options, as well as the possibility of special custom-made products.

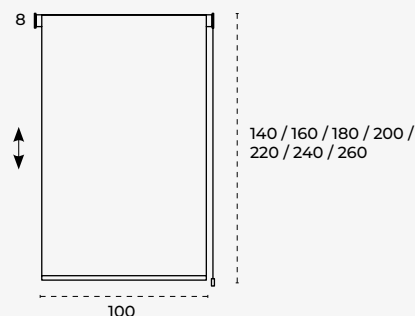


IMPORTANT NOTE: By default, the chain comes installed on the right. If you prefer the installation of the chain on the left, please specify it on the order sheet.

100CM WIDE ROLLER-BLINDS

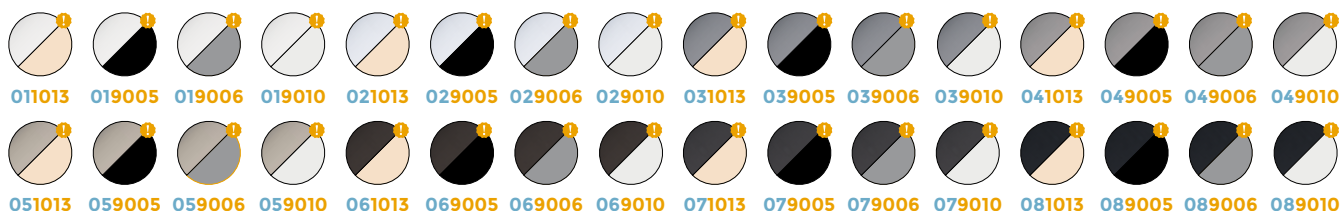


Dimensions (cm)



Ref.	Description	Qty.	cm (product)	N° packs	kg / m ³ (packaging)
ROL10-14 XX XXXX	100cm wide roller-blinds	1	100 x 140 x 8	1	3 kg / 0,014 m ³
ROL10-16 XX XXXX	100cm wide roller-blinds	1	100 x 160 x 8	1	3 kg / 0,014 m ³
ROL10-18 XX XXXX	100cm wide roller-blinds	1	100 x 180 x 8	1	3 kg / 0,014 m ³
ROL10-20 XX XXXX	100cm wide roller-blinds	1	100 x 200 x 8	1	3 kg / 0,014 m ³
ROL10-22 XX XXXX	100cm wide roller-blinds	1	100 x 220 x 8	1	3 kg / 0,014 m ³
ROL10-24 XX XXXX	100cm wide roller-blinds	1	100 x 240 x 8	1	3 kg / 0,014 m ³
ROL10-26 XX XXXX	100cm wide roller-blinds	1	100 x 260 x 8	1	3 kg / 0,014 m ³

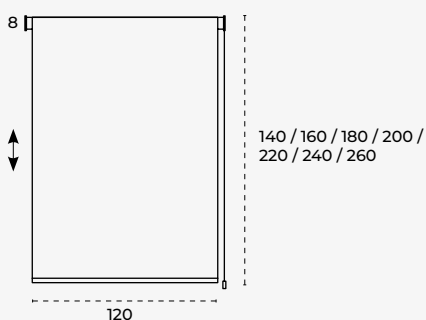
FABRIC / MECHANISM FINISHES:



120CM WIDE ROLLER-BLINDS

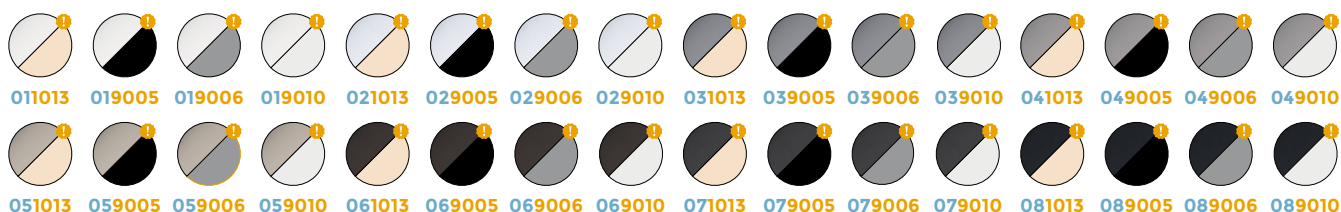


Dimensions (cm)

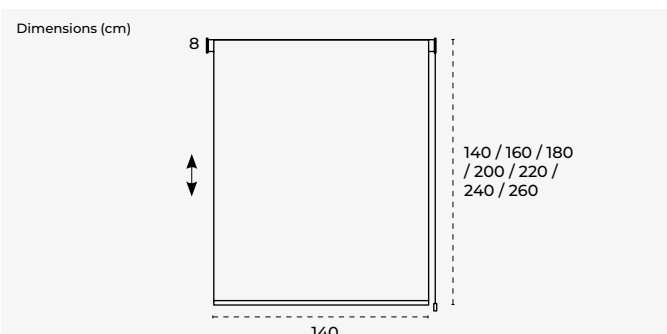


Ref.	Description	Qty.	cm (product)	N° packs	kg / m ³ (packaging)
ROL12-14 XX XXXX	120cm wide roller-blinds	1	120 x 140 x 8	1	3 kg / 0,017 m ³
ROL12-16 XX XXXX	120cm wide roller-blinds	1	120 x 160 x 8	1	3 kg / 0,017 m ³
ROL12-18 XX XXXX	120cm wide roller-blinds	1	120 x 180 x 8	1	3 kg / 0,017 m ³
ROL12-20 XX XXXX	120cm wide roller-blinds	1	120 x 200 x 8	1	3 kg / 0,017 m ³
ROL12-22 XX XXXX	120cm wide roller-blinds	1	120 x 220 x 8	1	3 kg / 0,017 m ³
ROL12-24 XX XXXX	120cm wide roller-blinds	1	120 x 240 x 8	1	3 kg / 0,017 m ³
ROL12-26 XX XXXX	120cm wide roller-blinds	1	120 x 260 x 8	1	3 kg / 0,017 m ³

FABRIC / MECHANISM FINISHES:



140CM WIDE ROLLER-BLINDS

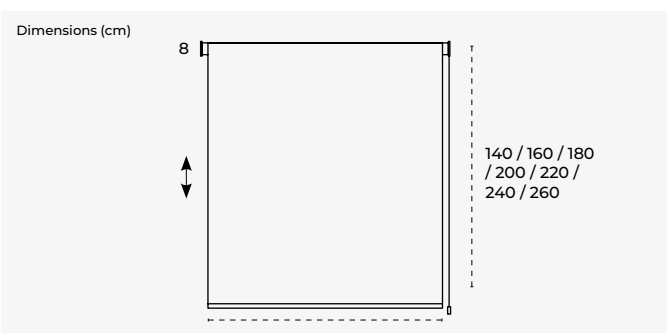


Ref.	Description	Qty.	cm (product)	N° packs	kg / m ³ (packaging)
ROL14-14 XX XXXX	140cm wide roller-blinds	1	140 x 140 x 8	1	4 kg / 0,019 m ³
ROL14-16 XX XXXX	140cm wide roller-blinds	1	140 x 160 x 8	1	4 kg / 0,019 m ³
ROL14-18 XX XXXX	140cm wide roller-blinds	1	140 x 180 x 8	1	4 kg / 0,019 m ³
ROL14-20 XX XXXX	140cm wide roller-blinds	1	140 x 200 x 8	1	4 kg / 0,019 m ³
ROL14-22 XX XXXX	140cm wide roller-blinds	1	140 x 220 x 8	1	4 kg / 0,019 m ³
ROL14-24 XX XXXX	140cm wide roller-blinds	1	140 x 240 x 8	1	4 kg / 0,019 m ³
ROL14-26 XX XXXX	140cm wide roller-blinds	1	140 x 260 x 8	1	4 kg / 0,019 m ³

FABRIC / MECHANISM FINISHES:

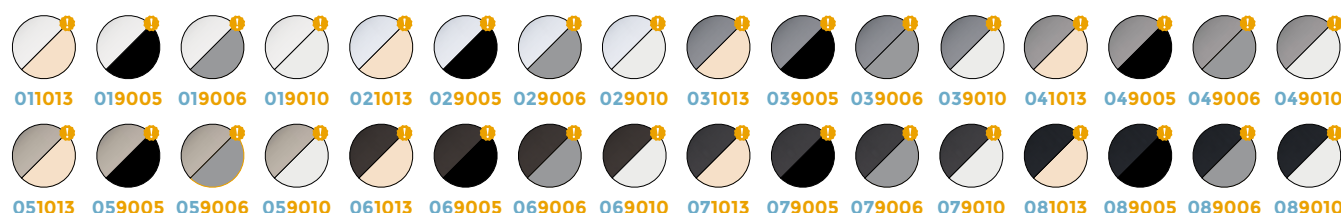


160CM WIDE ROLLER-BLINDS

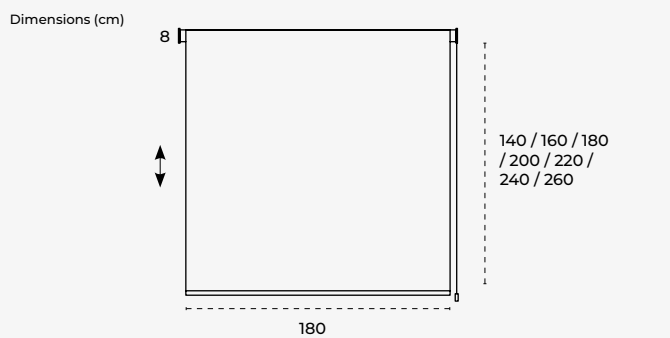


Ref.	Description	Qty.	cm (product)	N° packs	kg / m ³ (packaging)
ROL16-14 XX XXXX	160cm wide roller-blinds	1	160 x 140 x 8	1	4 kg / 0,022 m ³
ROL16-16 XX XXXX	160cm wide roller-blinds	1	160 x 160 x 8	1	4 kg / 0,022 m ³
ROL16-18 XX XXXX	160cm wide roller-blinds	1	160 x 180 x 8	1	4 kg / 0,022 m ³
ROL16-20 XX XXXX	160cm wide roller-blinds	1	160 x 200 x 8	1	4 kg / 0,022 m ³
ROL16-22 XX XXXX	160cm wide roller-blinds	1	160 x 220 x 8	1	4 kg / 0,022 m ³
ROL16-24 XX XXXX	160cm wide roller-blinds	1	160 x 240 x 8	1	4 kg / 0,022 m ³
ROL16-26 XX XXXX	160cm wide roller-blinds	1	160 x 260 x 8	1	4 kg / 0,022 m ³

FABRIC / MECHANISM FINISHES:

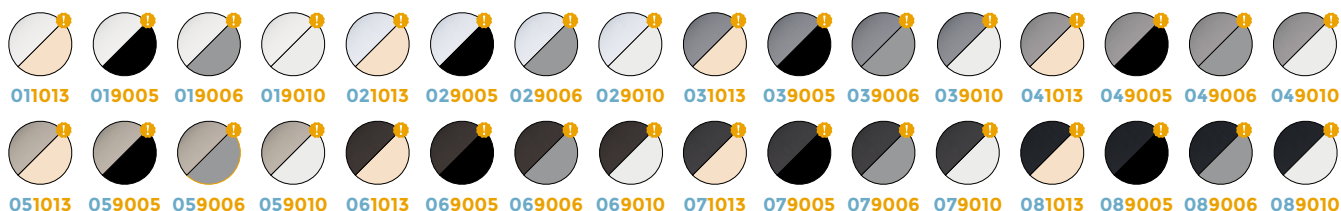


180CM WIDE ROLLER-BLINDS

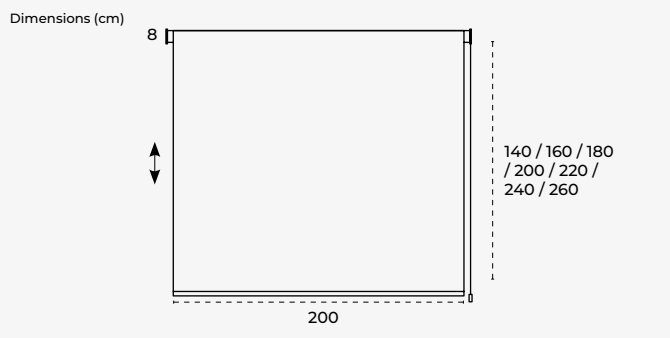


Ref.	Description	Qty.	cm (product)	N° packs	kg / m ³ (packaging)
ROL18-14 XX XXXX	180cm wide roller-blinds	1	180 x 140 x 8	1	4 kg / 0,024 m ³
ROL18-16 XX XXXX	180cm wide roller-blinds	1	180 x 160 x 8	1	4 kg / 0,024 m ³
ROL18-18 XX XXXX	180cm wide roller-blinds	1	180 x 180 x 8	1	4 kg / 0,024 m ³
ROL18-20 XX XXXX	180cm wide roller-blinds	1	180 x 200 x 8	1	4 kg / 0,024 m ³
ROL18-22 XX XXXX	180cm wide roller-blinds	1	180 x 220 x 8	1	4 kg / 0,024 m ³
ROL18-24 XX XXXX	180cm wide roller-blinds	1	180 x 240 x 8	1	4 kg / 0,024 m ³
ROL18-26 XX XXXX	180cm wide roller-blinds	1	180 x 260 x 8	1	4 kg / 0,024 m ³

FABRIC / MECHANISM FINISHES:

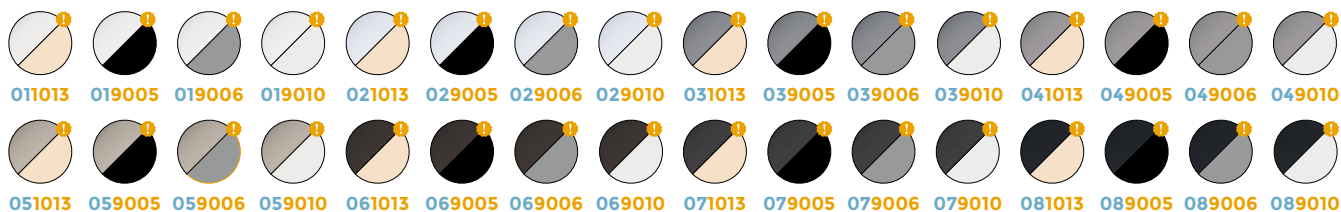


200CM WIDE ROLLER-BLINDS

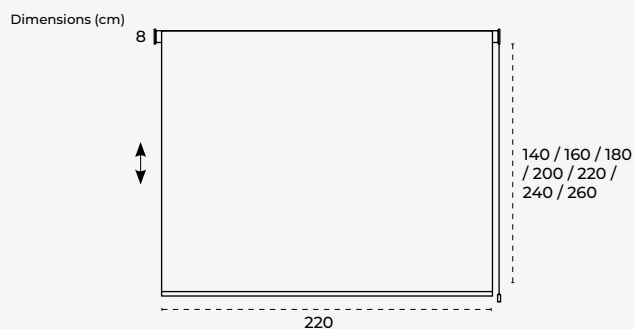


Ref.	Description	Qty.	cm (product)	N° packs	kg / m ³ (packaging)
ROL20-14 XX XXXX	200cm wide roller-blinds	1	200 x 140 x 8	1	5 kg / 0,026 m ³
ROL20-16 XX XXXX	200cm wide roller-blinds	1	200 x 160 x 8	1	5 kg / 0,026 m ³
ROL20-18 XX XXXX	200cm wide roller-blinds	1	200 x 180 x 8	1	5 kg / 0,026 m ³
ROL20-20 XX XXXX	200cm wide roller-blinds	1	200 x 200 x 8	1	5 kg / 0,026 m ³
ROL20-22 XX XXXX	200cm wide roller-blinds	1	200 x 220 x 8	1	5 kg / 0,026 m ³
ROL20-24 XX XXXX	200cm wide roller-blinds	1	200 x 240 x 8	1	5 kg / 0,026 m ³
ROL20-26 XX XXXX	200cm wide roller-blinds	1	200 x 260 x 8	1	5 kg / 0,026 m ³

FABRIC / MECHANISM FINISHES:




220CM WIDE ROLLER-BLINDS



Ref.	Description	Qty.	cm (product)	N° packs	kg / m ³ (packaging)
ROL22-14 XX XXXX	220cm wide roller-blinds	1	220 x 140 x 8	1	5 kg / 0,029 m ³
ROL22-16 XX XXXX	220cm wide roller-blinds	1	220 x 160 x 8	1	5 kg / 0,029 m ³
ROL22-18 XX XXXX	220cm wide roller-blinds	1	220 x 180 x 8	1	5 kg / 0,029 m ³
ROL22-20 XX XXXX	220cm wide roller-blinds	1	220 x 200 x 8	1	5 kg / 0,029 m ³
ROL22-22 XX XXXX	220cm wide roller-blinds	1	220 x 220 x 8	1	5 kg / 0,029 m ³
ROL22-24 XX XXXX	220cm wide roller-blinds	1	220 x 240 x 8	1	5 kg / 0,029 m ³
ROL22-26 XX XXXX	220cm wide roller-blinds	1	220 x 260 x 8	1	5 kg / 0,029 m ³

FABRIC / MECHANISM FINISHES:



ROL22-14 06 9005



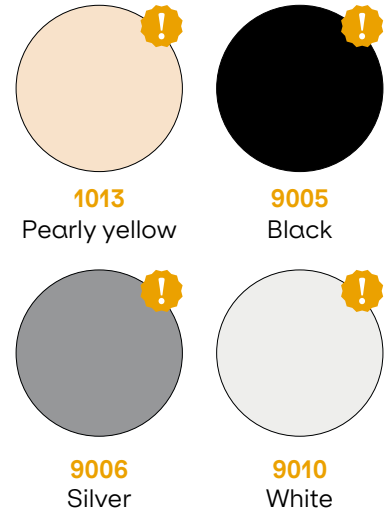
Fabric features:

- 30% Polyestylene
- 70% PVC
- Flame retardant UNE-EN 13773 (Class 1)
- Opening factor: 5%
- Cleaning: With soap and water

FABRIC FINISHES:



MECHANISM FINISHES:




LOCKLINE

Security, tranquility, conservation, ...basic concepts in the design process of our range of metal lockers. Designed so that you can focus your energies on what matters most at every moment and you can keep what defines you most at every moment without doubts, without questions. The Lockline series offers multiple

combinations and accessories that allow you to store all types of personal, work or leisure items for complete peace of mind on a daily basis. Series designed for perfect functionality during use, as well as while waiting (moments of maximum security and protection). Standard lock system included.

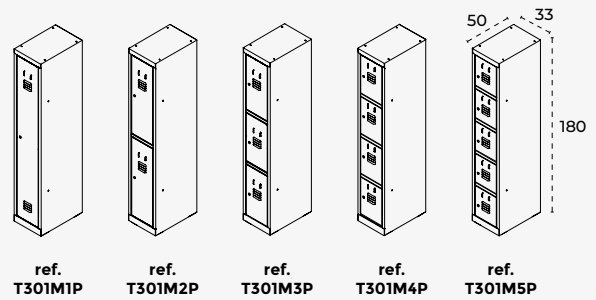


METAL LOCKERS T30 INDIVIDUAL

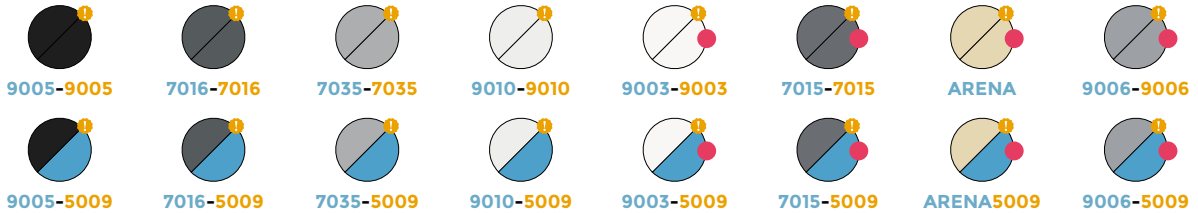


30 cm wide individual lockers, designed for use in indoor environments such as changing rooms, health centers, public administration, educational, industrial, or commercial environments.

Dimensions (cm)



Ref.	Description	Qty.	cm (product)	N° packs	kg / m ³ (packaging)
T301M1P XXXX-XXXX	Metal lockers T30 individual - 1 module / 1 door	1	33 x 180 x 50	1	22,83kg / 0,29 m ³
T301M2P XXXX-XXXX	Metal lockers T30 individual - 1 module / 2 doors	1	33 x 180 x 50	1	23,03kg / 0,29 m ³
T301M3P XXXX-XXXX	Metal lockers T30 individual - 1 module / 3 doors	1	33 x 180 x 50	1	23,82kg / 0,29 m ³
T301M4P XXXX-XXXX	Metal lockers T30 individual - 1 module / 4 doors	1	33 x 180 x 50	1	24,57kg / 0,29 m ³
T301M5P XXXX-XXXX	Metal lockers T30 individual - 1 module / 5 doors	1	33 x 180 x 50	1	25,80kg / 0,29 m ³



● +10% price increase

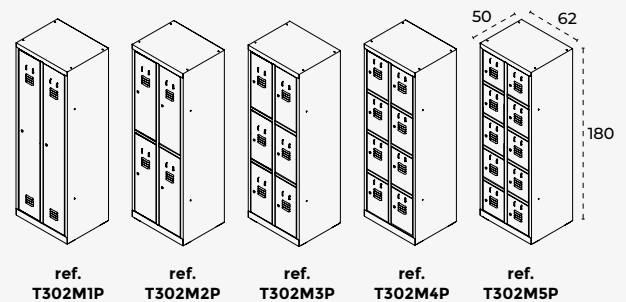
METAL LOCKERS T30 OF 2 MODULS

T302M1P 7035-5009

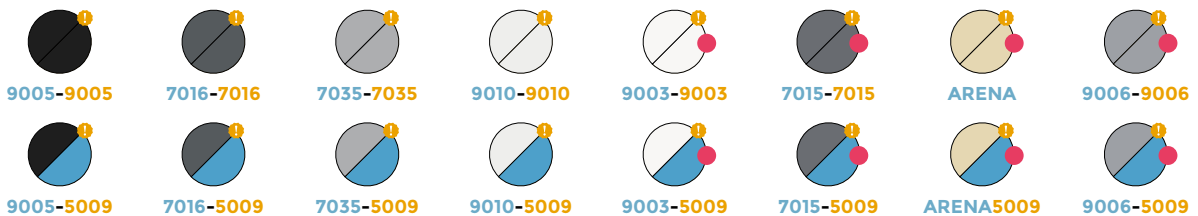


Lockers with 2 modules of 30 cm wide, designed for use in indoor environments such as locker rooms, health centers, public administration, educational, industrial, or commercial environments.

Dimensions (cm)



Ref.	Description	Qty.	cm (product)	N° packs	kg / m ³ (packaging)
T302M1P XXXX-XXXX	Metal lockers T30 individual - 2 modules / 1 door	1	62 x 180 x 50	1	37,81kg / 0,55 m ³
T302M2P XXXX-XXXX	Metal lockers T30 individual - 2 modules / 2 doors	1	62 x 180 x 50	1	38,11kg / 0,55 m ³
T302M3P XXXX-XXXX	Metal lockers T30 individual - 2 modules / 3 doors	1	62 x 180 x 50	1	39,53kg / 0,55 m ³
T302M4P XXXX-XXXX	Metal lockers T30 individual - 2 modules / 4 doors	1	62 x 180 x 50	1	40,83kg / 0,55 m ³
T302M5P XXXX-XXXX	Metal lockers T30 individual - 2 modules / 5 doors	1	62 x 180 x 50	1	43,11kg / 0,55 m ³



● +10% price increase

1 = Finishes on request

Product sizes = width x height x depth (cm)

LOCKLINE

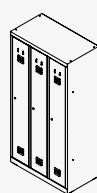
METAL LOCKERS T30 OF 3 MODULS

T303M1P 7035-5009

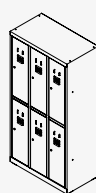


Lockers with 3 modules of 30 cm wide, designed for use in indoor environments such as locker rooms, health centers, public administration, educational, industrial, or commercial environments.

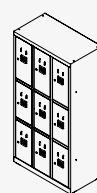
Dimensions (cm)



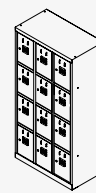
ref. T303M1P



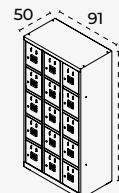
ref. T303M2P



ref. T303M3P



ref. T303M4P



ref. T303M5P

Ref.	Description	Qty.	cm (product)	N° packs	kg / m ³ (packaging)
T303M1P XXXX-XXXX	Metal lockers T30 individual - 3 modules / 1 door	1	91 x 180 x 50	1	52,80kg / 0,82 m ³
T303M2P XXXX-XXXX	Metal lockers T30 individual - 3 modules / 2 doors	1	91 x 180 x 50	1	53,19kg / 0,82 m ³
T303M3P XXXX-XXXX	Metal lockers T30 individual - 3 modules / 3 doors	1	91 x 180 x 50	1	55,23kg / 0,82 m ³
T303M4P XXXX-XXXX	Metal lockers T30 individual - 3 modules / 4 doors	1	91 x 180 x 50	1	57,10kg / 0,82 m ³
T303M5P XXXX-XXXX	Metal lockers T30 individual - 3 modules / 5 doors	1	91 x 180 x 50	1	60,73kg / 0,82 m ³



9005-9005



7016-7016



7035-7035



9010-9010



9003-9003



7015-7015



ARENA



9006-9006



9005-5009



7016-5009



7035-5009



9010-5009



9003-5009



7015-5009



ARENA5009



9006-5009

● +10% price increase

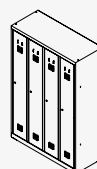
METAL LOCKERS T30 OF 4 MODULS

T304M1P 7035-5009

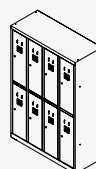


Lockers with 4 modules of 30 cm wide, designed for use in indoor environments such as locker rooms, health centers, public administration, educational, industrial, or commercial environments.

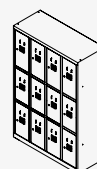
Dimensions (cm)



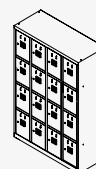
ref. T304M1P



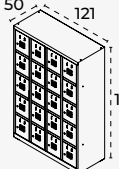
ref. T304M2P



ref. T304M3P



ref. T304M4P



ref. T304M5P

Ref.	Description	Qty.	cm (product)	N° packs	kg / m ³ (packaging)
T304M1P XXXX-XXXX	Metal lockers T30 individual - 4 modules / 1 door	1	121 x 180 x 50	1	67,79kg / 1,08 m ³
T304M2P XXXX-XXXX	Metal lockers T30 individual - 4 modules / 2 doors	1	121 x 180 x 50	1	68,27kg / 1,08 m ³
T304M3P XXXX-XXXX	Metal lockers T30 individual - 4 modules / 3 doors	1	121 x 180 x 50	1	70,93kg / 1,08 m ³
T304M4P XXXX-XXXX	Metal lockers T30 individual - 4 modules / 4 doors	1	121 x 180 x 50	1	73,36kg / 1,08 m ³
T304M5P XXXX-XXXX	Metal lockers T30 individual - 4 modules / 5 doors	1	121 x 180 x 50	1	77,74kg / 1,08 m ³



9005-9005



7016-7016



7035-7035



9010-9010



9003-9003



7015-7015



ARENA



9006-9006



9005-5009



7016-5009



7035-5009



9010-5009



9003-5009



7015-5009



ARENA5009



9006-5009

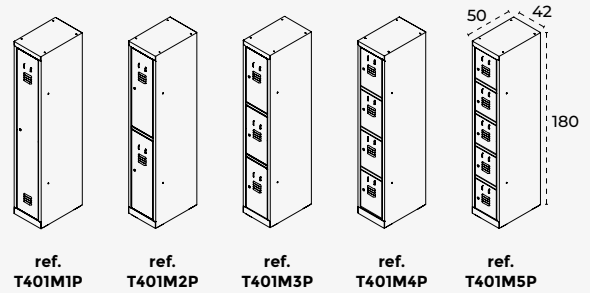
● +10% price increase

METAL LOCKERS T40 INDIVIDUAL

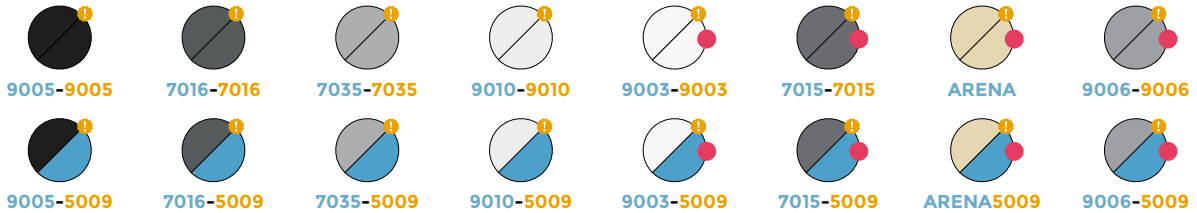


40 cm wide individual lockers, designed for use in indoor environments such as changing rooms, health centers, public administration, educational, industrial, or commercial environments.

Dimensions (cm)



Ref.	Description	Qty.	cm (product)	N° packs	kg / m ³ (packaging)
T40M1P XXXX-XXXX	Metal lockers T40 individual - 1 module / 1 door	1	42 x 180 x 50	1	26,16kg / 0,38 m ³
T40M2P XXXX-XXXX	Metal lockers T40 individual - 1 module / 2 doors	1	42 x 180 x 50	1	26,35kg / 0,38 m ³
T40M3P XXXX-XXXX	Metal lockers T40 individual - 1 module / 3 doors	1	42 x 180 x 50	1	27,55kg / 0,38 m ³
T40M4P XXXX-XXXX	Metal lockers T40 individual - 1 module / 4 doors	1	42 x 180 x 50	1	27,88kg / 0,38 m ³
T40M5P XXXX-XXXX	Metal lockers T40 individual - 1 module / 5 doors	1	42 x 180 x 50	1	29,39kg / 0,38 m ³



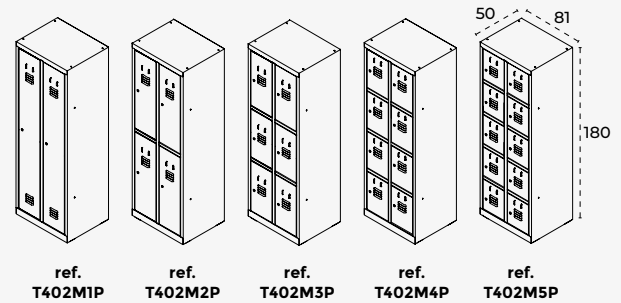
● +10% price increase

METAL LOCKERS T40 OF 2 MODULS

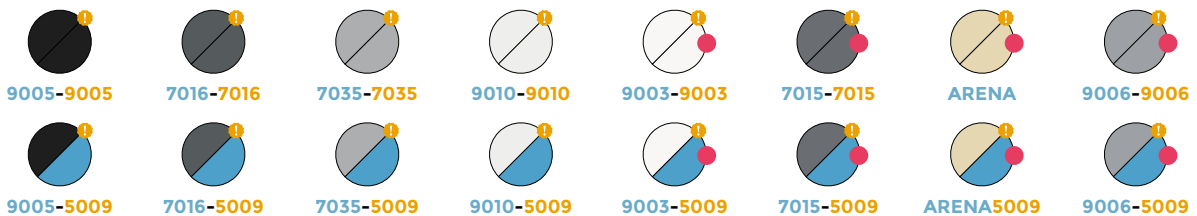


Lockers with 2 modules of 40 cm wide, designed for use in indoor environments such as locker rooms, health centers, public administration, educational, industrial, or commercial environments.

Dimensions (cm)



Ref.	Description	Qty.	cm (product)	N° packs	kg / m ³ (packaging)
T40M2P XXXX-XXXX	Metal lockers T40 individual - 2 module / 1 door	1	81 x 180 x 50	1	44,40kg / 0,73 m ³
T40M2P XXXX-XXXX	Metal lockers T40 individual - 2 module / 2 doors	1	81 x 180 x 50	1	44,68kg / 0,73 m ³
T40M3P XXXX-XXXX	Metal lockers T40 individual - 2 module / 3 doors	1	81 x 180 x 50	1	46,89kg / 0,73 m ³
T40M4P XXXX-XXXX	Metal lockers T40 individual - 2 module / 4 doors	1	81 x 180 x 50	1	46,89kg / 0,73 m ³
T40M5P XXXX-XXXX	Metal lockers T40 individual - 2 module / 5 doors	1	81 x 180 x 50	1	50,23kg / 0,73 m ³



● +10% price increase

! = Finishes on request

Product sizes = width x height x depth (cm)

LOCKLINE

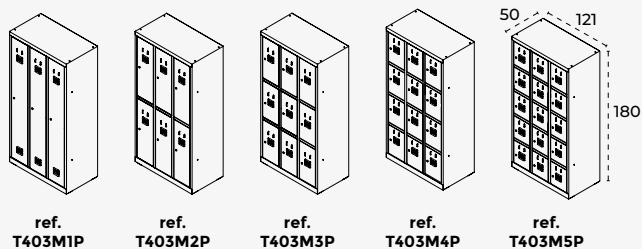
METAL LOCKERS T40 OF 3 MODULS

T403M1P 7035-5009



Lockers with 3 modules of 40 cm wide, designed for use in indoor environments such as locker rooms, health centers, public administration, educational, industrial, or commercial environments.

Dimensions (cm)




Ref.	Description	Qty.	cm (product)	N° packs	kg / m ³ (packaging)
T403M1P XXXX-XXXX	Metal lockers T40 individual - 3 module / 1 door	1	121 x 180 x 50	1	62,54kg / 1,08 m ³
T403M2P XXXX-XXXX	Metal lockers T40 individual - 3 module / 2 doors	1	121 x 180 x 50	1	63,02kg / 1,08 m ³
T403M3P XXXX-XXXX	Metal lockers T40 individual - 3 module / 3 doors	1	121 x 180 x 50	1	66,26kg / 1,08 m ³
T403M4P XXXX-XXXX	Metal lockers T40 individual - 3 module / 4 doors	1	121 x 180 x 50	1	66,59kg / 1,08 m ³
T403M5P XXXX-XXXX	Metal lockers T40 individual - 3 module / 5 doors	1	121 x 180 x 50	1	71,08kg / 1,08 m ³



● +10% price increase

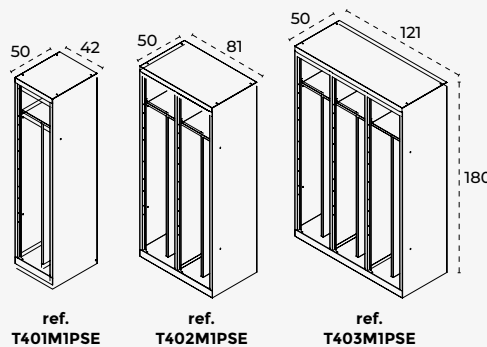
METALLIC LOCKERS T40 WITH INNER DIVIDER

T401M1PSE 7035-BL

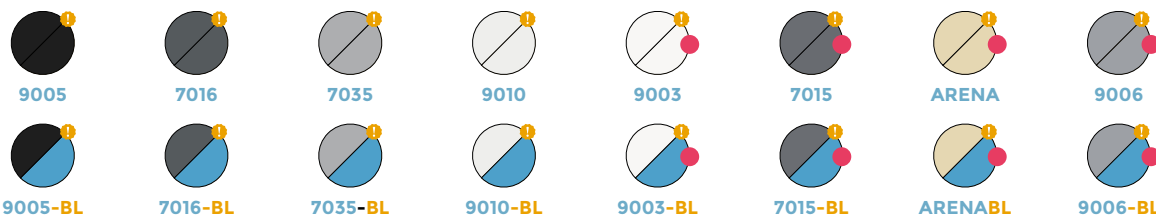


40 cm wide lockers with interior separation, designed for use in indoor environments such as locker rooms, health centers, public administration, educational, industrial, or commercial environments.

Dimensions (cm)



Ref.	Description	Qty.	cm (product)	N° packs	kg / m ³ (packaging)
T401M1PSE XXXX XX	Metallic lockers T40 with inner divider - 1 module	1	42 x 180 x 50	1	29,95kg / 0,38 m ³
T402M1PSE XXXX XX	Metallic lockers T40 with inner divider - 2 modules	1	81 x 180 x 50	1	52,08kg / 0,73 m ³
T403M1PSE XXXX XX	Metallic lockers T40 with inner divider - 3 modules	1	121 x 180 x 50	1	74,23kg / 1,08 m ³



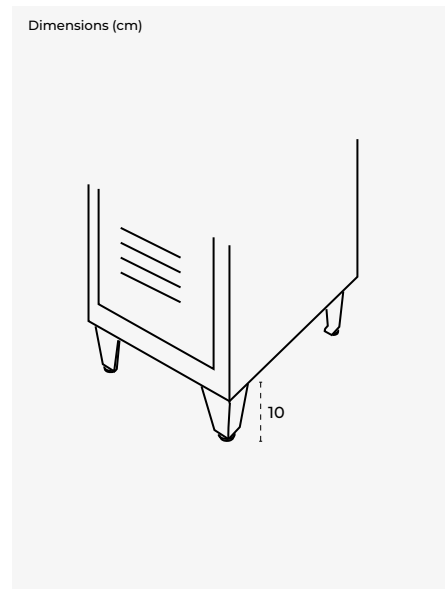
● +10% price increase

FEET WITH LEVELLERS TO METALLIC LOCKERS

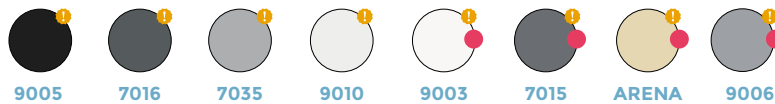


Metal legs with levelers for T30 and T40 metal lockers. Fixing system by welding or bolting. The lockers are intended for use in indoor environments such as changing rooms, healthcare facilities, public administration, educational, industrial, or commercial environments. 2 models to choose from:
 - Welded (Ref: TFT-01)
 - Bolted (Ref: TFT-02)

The lockers are not suitable for use in outdoor environments or for storage applications of chemical, toxic, flammable, or explosive products... Multiple combinations and finishes to adapt to all kinds of needs.



Ref.	Description	Qty.	cm (product)	N° packs	kg / m ³ (packaging)
TFT-01-XXXX	Legs welded with levelers for metal lockers	4	10 x 10 x 10	1	1,08kg / 0,001 m ³
TFT-02-XXXX	Legs screwed with levelers for metal lockers	4	10 x 10 x 10	1	1,08kg / 0,001 m ³



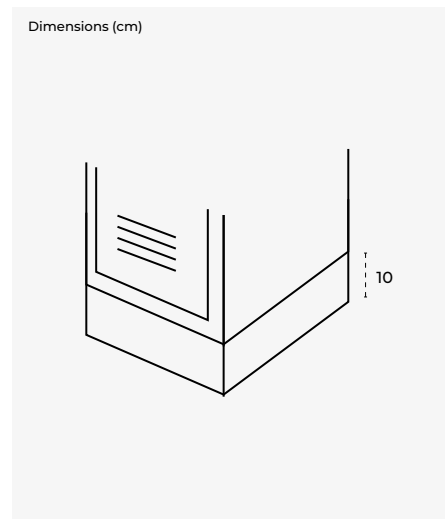
● +10% price increase

SKIRTING WITH LEVELLERS TO METALLIC LOCKERS

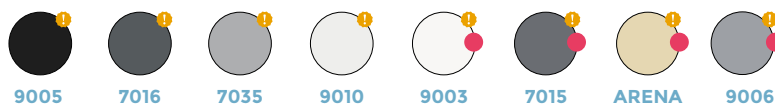


Metal plinths with levelers for T30 and T40 metal lockers. The lockers are intended for use in indoor environments such as changing rooms, healthcare facilities, public administration, educational, industrial, or commercial environments.

Not suitable for use in outdoor environments or for storage applications of chemical, toxic, flammable, or explosive products... Multiple combinations and finishes to adapt to all kinds of needs.



Ref.	Description	Qty.	cm (product)	N° packs	kg / m ³ (packaging)
TZ31M-XXXX	Skirting with levelers to metallic lockers - 30cm / 1 module	1	33 x 10 x 50	1	2,77kg / 0.020m ³
TZ32M-XXXX	Skirting with levelers to metallic lockers - 30cm / 2 modules	1	62 x 10 x 50	1	3,57kg / 0.038m ³
TZ33M-XXXX	Skirting with levelers to metallic lockers - 30cm / 3 modules	1	91 x 10 x 50	1	4,66kg / 0.055m ³
TZ34M-XXXX	Skirting with levelers to metallic lockers - 30cm / 4 modules	1	121 x 10 x 50	1	5,66kg / 0.073m ³
TZ41M-XXXX	Skirting with levelers to metallic lockers - 40cm / 1 modules	1	43 x 10 x 50	1	3,04kg / 0.026m ³
TZ42M-XXXX	Skirting with levelers to metallic lockers - 40cm / 2 modules	1	81 x 10 x 50	1	4,40kg / 0.049m ³
TZ43M-XXXX	Skirting with levelers to metallic lockers - 40cm / 3 modules	1	121 x 10 x 50	1	5,66kg / 0,079m ³



● +10% price increase

! = Finishes on request

Product sizes = width x height x depth (cm)

LOCK SYSTEM TO METALLIC LOCKERS



Different closing and security systems for metal lockers. 9 options to choose from:



Ref.	Description	Qty.	N° packs	kg / m ³ (packaging)
TLCK01	Lock system to metallic lockers - standard	1	1	0,30kg / 0,001 m ³
TLCK02	Lock system to metallic lockers - padlock	1	1	0,35kg / 0,001 m ³
TLCK03	Lock system to metallic lockers - change	1	1	0,20kg / 0,001 m ³
TLCK04	Lock system to metallic lockers - combination	1	1	0,40kg / 0,001 m ³
TLCK05	Lock system to metallic lockers- proximity	1	1	0,30kg / 0,001 m ³
TLCK06	Lock system to metallic lockers - electronic	1	1	0,35kg / 0,001 m ³
TLCK07	Lock system to metallic lockers - 3 gaps	1	1	0,50kg / 0,001 m ³
TLCK08	Lock system to metallic lockers -bluetooth	1	1	0,40kg / 0,001 m ³
TLCK09	Lock system to metallic lockers - master key	1	1	- / 0,001 m ³

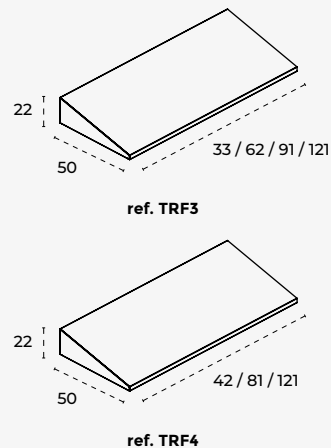
TILTED ROOF TO METALLIC LOCKERS

TRF4-01-7035

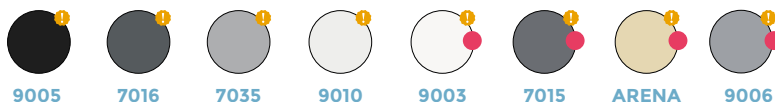


Metal roofs with a 21° slope to avoid the accumulation of dirt in the upper part of the T30 and T40 lockers. The lockers are intended for use in indoor environments such as changing rooms, healthcare facilities, public administration, educational, industrial, or commercial environments.

Dimensions (cm)




Ref.	Description	Qty.	cm (product)	N° packs	kg / m ³ (packaging)
TRF3-01-XXXX	Tilted roof to metallic lockers - 30cm / 1 module	1	33 x 22 x 50	1	3,49kg / 0,039m ³
TRF3-02-XXXX	Tilted roof to metallic lockers - 30cm / 2 modules	1	62 x 22 x 50	1	4,74kg / 0,073m ³
TRF3-03-XXXX	Tilted roof to metallic lockers - 30cm / 3 modules	1	91 x 22 x 50	1	6,31kg / 0,107m ³
TRF3-04-XXXX	Tilted roof to metallic lockers - 30cm / 4 modules	1	121 x 22 x 50	1	7,77kg / 0,131m ³
TRF4-01-XXXX	Tilted roof to metallic lockers - 40cm / 1 module	1	42 x 22 x 50	1	3,90kg / 0,05m ³
TRF4-02-XXXX	Tilted roof to metallic lockers - 40cm / 2 modules	1	81 x 22 x 50	1	5,89kg / 0,096m ³
TRF4-03-XXXX	Tilted roof to metallic lockers - 40cm / 3 modules	1	121 x 22 x 50	1	7,77kg / 0,141m ³



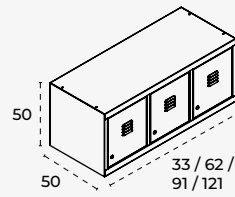
● +10% price increase

SHELVES TO METALLIC LOCKERS

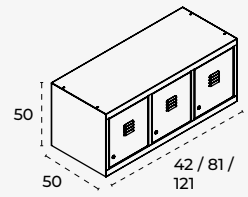


Metal upper compartments for T30 and T40 metal lockers. Ideal for offering greater storage capacity. The lockers are intended for use in indoor environments such as changing rooms, healthcare facilities, public administration, educational, industrial, or commercial environments.

Dimensions (cm)

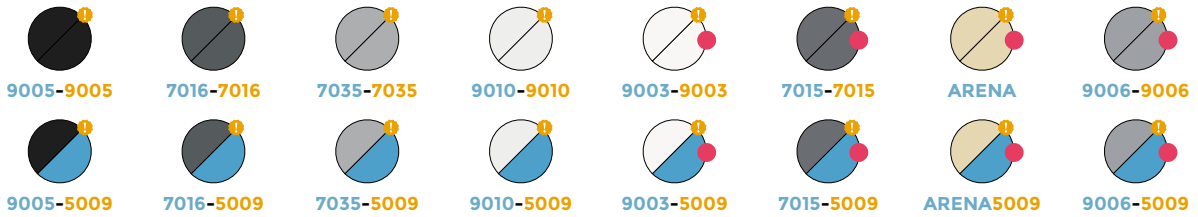


ref. TAL3



ref. TAL4

Ref.	Description	Qty.	cm (product)	N° packs	kg / m ³ (packaging)
TAL31M-XXXX-XXXX	Shelves to metallic lockers - 30cm / 1 module	1	33 x 50 x 50	1	5,71kg / 0,087 m ³
TAL32M-XXXX-XXXX	Shelves to metallic lockers - 30cm / 2 modules	1	62 x 50 x 50	1	11,42kg / 0,164 m ³
TAL33M-XXXX-XXXX	Shelves to metallic lockers - 30cm / 3 modules	1	91 x 50 x 50	1	17,13kg / 0,240 m ³
TAL34M-XXXX-XXXX	Shelves to metallic lockers - 30cm / 4 modules	1	121 x 50 x 50	1	22,84kg / 0,317 m ³
TAL41M-XXXX-XXXX	Shelves to metallic lockers - 40cm / 1 module	1	43 x 50 x 50	1	6,54kg / 0,113 m ³
TAL42M-XXXX-XXXX	Shelves to metallic lockers - 40cm / 2 modules	1	81 x 50 x 50	1	13,08kg / 0,215 m ³
TAL43M-XXXX-XXXX	Shelves to metallic lockers - 40cm / 3 modules	1	121 x 50 x 50	1	19,62kg / 0,317 m ³



● +10% price increase

T401M2P9006-9006



TLCK01

TFT-01-9006

HOW TO SET UP THE DESIRED LOCKER:

Basic Features:

- 1 – Define locker type
- 2 – Define lock type
- 3 – Define base type (if necessary)

Additional Features:

- 4 – Define roof type
- 5 – Define loft

BE SOFT

The continuous movement of man in all his states requires a fluid adaptation of public and business environments to respond to the needs for communication, relationships, creativity and tranquility,

and to create and develop new opportunities for social growth. BE SOFT is a program designed to offer solutions, simplicity and maximum customization to these most current needs.



BE SOFT: PUF MODULE



VIDEO

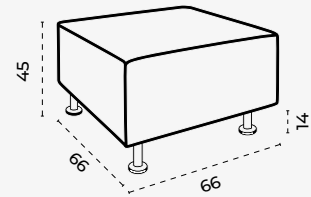


Basic module from our modular Be soft range. Modular units aimed at modernizing your meeting points to provide that social touch you need, all aimed at increasing people's productivity in every sense of the word. Their simple design and minimalist aesthetics are conducive to sitting down to isolate oneself from one's surroundings and enjoy. Magnetic attachment system between modules to prevent unwanted movement.



-4

Dimensions (cm)



Ref.	Description	Qty.	cm (product)	cm (packaging)	kg / m ³ (packaging)
1803ABK-4	Be soft puf module - Upholstered in black	1	66 x 45 x 66	75 x 68 x 33	12,70 kg / 0,168 m ³

BE SOFT: RIGHT MODULE



VIDEO

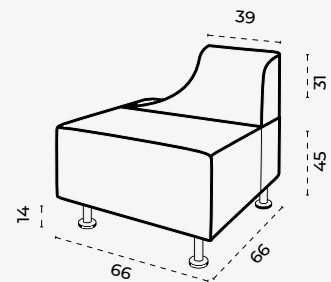


Right module from our modular Be soft range. Modular units aimed at modernizing your meeting points to provide that social touch you need, all aimed at increasing people's productivity in every sense of the word. Their simple design and minimalist aesthetics are conducive to sitting down to isolate oneself from one's surroundings and enjoy. Magnetic attachment system between modules to prevent unwanted movement.



-4

Dimensions (cm)



Ref.	Description	Qty.	cm (product)	cm (packaging)	kg / m ³ (packaging)
1803BBK-4	Be soft right module - Upholstered in black	1	66 x 76 x 66	68 x 88 x 66	16,70 kg / 0.395 m ³

● To complete your order you must add a panel for each module selected. Available in 6 different colors.

BE SOFT: CENTRAL MODULE



VIDEO

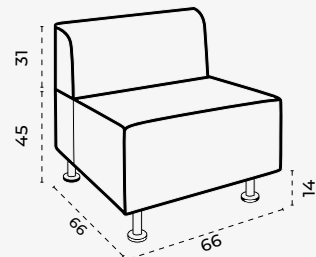


Central module from our modular Be soft range. Modular units aimed at modernizing your meeting points to provide that social touch you need, all aimed at increasing people's productivity in every sense of the word. Their simple design and minimalist aesthetics are conducive to sitting down to isolate oneself from one's surroundings and enjoy. Magnetic attachment system between modules to prevent unwanted movement.



-4

Dimensions (cm)



Ref.	Description	Qty.	cm (product)	cm (packaging)	kg / m ³ (packaging)
1803CBK-4	Be soft central module - Upholstered in black	1	66 x 76 x 66	68 x 88 x 66	14,90 kg / 0.395 m ³

● To complete your order you must add a panel for each module selected. Available in 6 different colors.

! = Finishes on request

Product sizes = width x height x depth (cm)

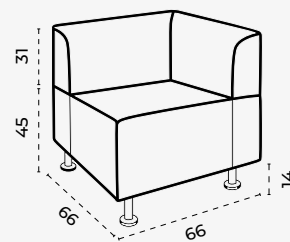
BE SOFT: CORNER MODULE



Corner module from our modular Be soft range. Modular units aimed at modernizing your meeting points to provide that social touch you need, all aimed at increasing people's productivity in every sense of the word. Their simple design and minimalist aesthetics are conducive to sitting down to isolate oneself from one's surroundings and enjoy. Magnetic attachment system between modules to prevent unwanted movement.



Dimensions (cm)



Ref.	Description	Qty.	cm (product)	cm (packaging)	kg / m ³ (packaging)
● 1803DBK-4	Be soft corner module - Upholstered in black	1	66 x 76 x 66	68 x 88 x 66	18,30 kg / 0.395 m ³

● To complete your order you must add a panel for each module selected. Available in 6 different colors.

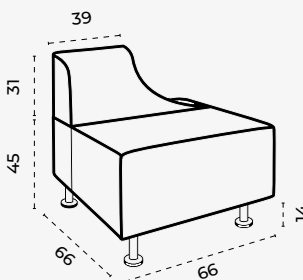
BE SOFT: LEFT MODULE



Left module from our modular Be soft range. Modular units aimed at modernizing your meeting points to provide that social touch you need, all aimed at increasing people's productivity in every sense of the word. Their simple design and minimalist aesthetics are conducive to sitting down to isolate oneself from one's surroundings and enjoy. Magnetic attachment system between modules to prevent unwanted movement.



Dimensions (cm)



Ref.	Description	Qty.	cm (product)	cm (packaging)	kg / m ³ (packaging)
● 1803EBK-4	Be soft left module - Upholstered in black	1	66 x 76 x 66	68 x 88 x 66	16,70 kg / 0.395 m ³

● To complete your order you must add a panel for each module selected. Available in 6 different colors.

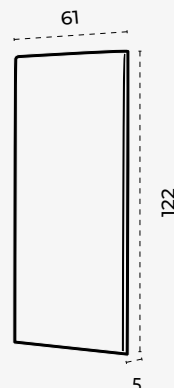
BE SOFT AUXILIARY PANEL - LEFT MODULE



Back auxiliary panels with a direct installation system, no tools required.



Dimensions (cm)

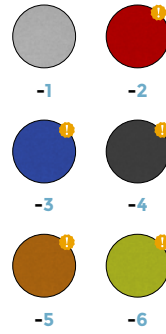


Ref.	Description	Qty.	cm (product)	cm (packaging)	kg / m ³ (packaging)
1803LBK-1	Be soft auxiliary panel - left module	1	61 x 122 x 5	124 x 63 x 6	9,50 kg / 0,046 m ³
1803LBK-X	Be soft auxiliary panel - left module	1	61 x 122 x 5	124 x 63 x 6	9,50 kg / 0,046 m ³

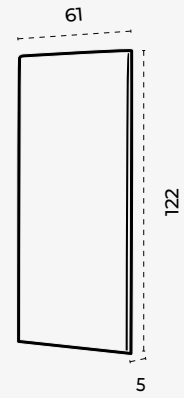
BE SOFT AUXILIARY PANEL - CORNER AND CENTRAL MODULE



Back auxiliary panels with a direct installation system, no tools required.



Dimensions (cm)

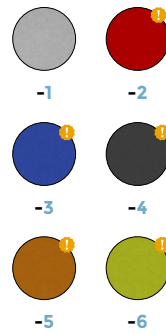


Ref.	Description	Qty.	cm (product)	cm (packaging)	kg / m ³ (packaging)
1803MBK-1	Be soft auxiliary panel - corner and central module	1	61 x 122 x 5	61 x 122 x 6	9,50 kg / 0,046 m ³
1803MBK-X	Be soft auxiliary panel - corner and central module	1	61 x 122 x 5	61 x 122 x 6	9,50 kg / 0,046 m ³

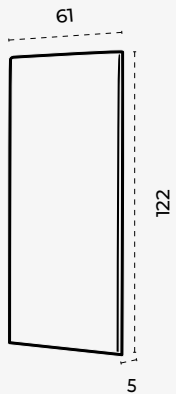
BE SOFT AUXILIARY PANEL - RIGH MODULE



Back auxiliary panels with a direct installation system, no tools required.




Dimensions (cm)



Ref.	Description	Qty.	cm (product)	cm (packaging)	kg / m ³ (packaging)
1803RBK-1	Be soft auxiliary panel - righ module	1	61 x 122 x 5	124 x 63 x 6	9,50 kg / 0,046 m ³
1803RBK-X	Be soft auxiliary panel - righ module	1	61 x 122 x 5	124 x 63 x 6	9,50 kg / 0,046 m ³



BE SOFT DOUBLE BOOTH + TABLE



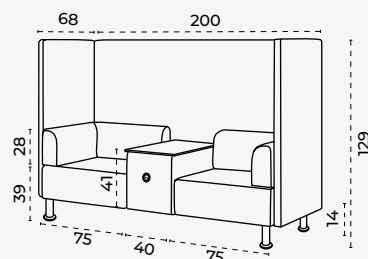
1805-4-1

VIDEO

The two-seat module combined with the small desk allows for achieving relaxed, pleasant spaces and areas where communication may flow free of obstacles. The melamine table top comes with an oak-colored finish. The modules are equipped with plug sockets in order that work, relaxation or idle times are free from interruptions. Upholstered with high quality finishes and a high-end design, conceived for tool-free assembly and installation



Dimensions (cm)



Ref.	Description	Qty.	cm (product)	cm (packaging)	kg / m ³ (packaging)
1805-4-1	Be soft double booth + table (Black / grey)	1	200 x 129 x 68	-	95.40 kg / 1.112 m ³
1805-4-X	Be soft double booth + table (Black / coloured)	1	200 x 129 x 68	-	95.40 kg / 1.112 m ³

BE SOFT INDIVIDUAL BOOTH + TABLE

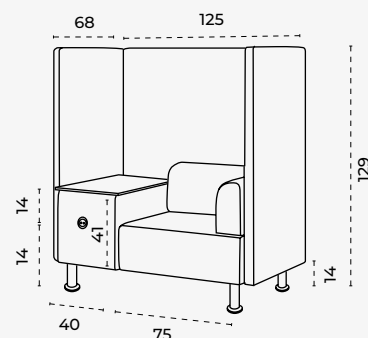


VIDEO

The one-seat module combined with the small desk allows for achieving relaxed, pleasant spaces and areas where communication may flow free of obstacles. The melamine table top comes with an oak-colored finish. The modules are equipped with plug sockets in order that work, relaxation or idle times are free from interruptions. Upholstered with high quality finishes and a high-end design, conceived for tool-free assembly and installation



Dimensions (cm)



Ref.	Description	Qty.	cm (product)	cm (packaging)	kg / m ³ (packaging)
1806-4-1	Be soft individual booth + table (Black / grey)	1	125 x 129 x 68	-	68.60 kg / 0.748 m ³
1806-4-X	Be soft individual booth + table (Black / coloured)	1	125 x 129 x 68	-	68.60 kg / 0.748 m ³

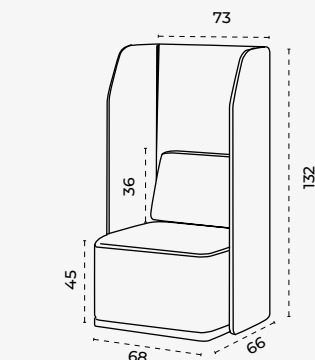
BE SOFT INDIVIDUAL BOOTH



An individual module that allows you to combine rest and work in all its states. The contrast between your privacy and your personality allows you to design multi-purpose spaces where the person is the protagonist. Solid pine wood structure and a secondary steel structure to provide maximum sturdiness and comfort.



Dimensions (cm)

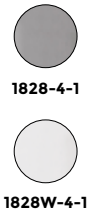


Ref.	Description	Qty.	cm (product)	cm (packaging)	kg / m ³ (packaging)
1804-4-1	Be soft individual booth (Black / grey)	1	73 x 132 x 66	137 x 77 x 70	36.50 kg / 0.738 m ³
1804-4-X	Be soft individual booth (Black / coloured)	1	73 x 132 x 66	137 x 77 x 70	36.50 kg / 0.738 m ³

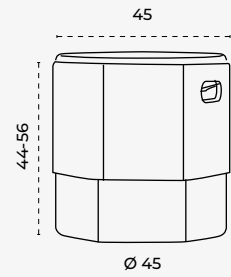
BE SOFT ADJUSTABLE PUF



An adjustable height stool featuring a fresh style that is in line with new market trends. The ideal companion for relaxation, mixed work and multipurpose areas where comfort and aesthetics walk hand in hand. Their adjustable height and rocking motion allow them to be perfect for use at any time. Available in two colors depending on the mode.



Dimensions (cm)



Ref.	Description	Qty.	cm (product)	cm (packaging)	kg / m ³ (packaging)
1828-4-1	BE SOFT adjustable puf - grey structure	1	45 x 44-56 x 45	46 x 46 x 45	11,30 kg / 0,095 m ³
1828W-4-1	BE SOFT adjustable puf - white structure	1	45 x 44-56 x 45	46 x 46 x 45	11,30 kg / 0,095 m ³



BE SOFT

ERGOLINE

Ergonomics, well-being, flexibility, adaptation, ... in short, total daily mobility. Our ERGOLINE series moves at the same time as you in your daily work, whether from the office or from your home, always seeking maximum convenience and comfort so that your performance and creativity are maximum. Series that has a wide range of

office chairs, the perfect complement for any workspace. Chairs with a current and innovative design to adapt to the needs of the user and their environment. Availability of various finishes and accessories to achieve maximum well-being at all times.



24 HOURS DIRECTOR'S CHAIR RD-933

NEW



Professional 24-hour office chair with fire-resistant fabric upholstery on injected foam interior for the seat and black mesh backrest upholstered on a structure injected in technical polymer. It features a metallic base and a sturdy synchro mechanism. Lumbar adjustment and seat with depth adjustment. 4D adjustable arms and included headrest. High-performance wheels for intensive use. Compatible with RD-917 parquet wheels.

Easy assembly.

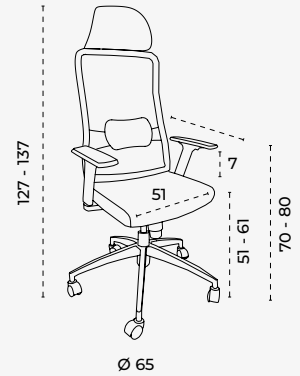


-4



RD-917
(Optional)

Dimensions (cm)



Ref.	Description	Qty.	cm (product)	cm (packaging)	kg / m ³ (packaging)
933-4	24 hours director's chair	1	65 x 127-137 x 65	89 x 66 x 37	20,40 kg / 0,217 m ³
917	Parquet castors (optional)	5	6 x 10 x 5	25 x 11 x 7	0,5 kg / 0,001 m ³

DIRECTOR'S CHAIR RD-998V15

VIDEO



Ergonomic managerial chair with wheels. Seat and backrest upholstered in imitation leather on injected foam interior, ideal to maintain a healthy posture at all times and to make intense working days comfortable. Very smooth 360° rotation and movement. Injected aluminum base and robust professional synchro-rocker mechanism. Metal bonding structure. Arm and headrests as standard. Accepts our RD917 parquet wheels.

Easy assembly.

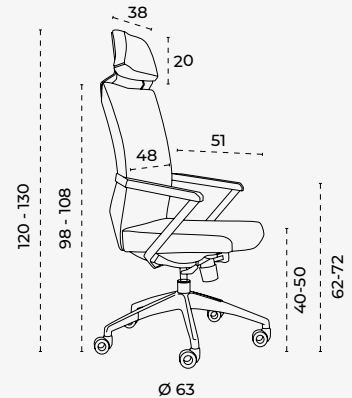


Black PU



RD-917
(Optional)

Dimensions (cm)



Ref.	Description	Qty.	cm (product)	cm (packaging)	kg / m ³ (packaging)
998V15	Director's chair RD-998V15	1	63 x 120-130 x 63	83 x 65 x 60	26,25 Kg / 0,324 m ³
917	Parquet castors (optional)	5	6 x 10 x 5	25 x 11 x 7	0,5 kg / 0,001 m ³

DIRECTOR'S CHAIR RD-986V22

VIDEO



Swivel chair with seat and back upholstered in imitation leather with chrome metal base and synchro mechanisms. Built-in headrest and chrome metal armrests with top-line serial cushioning. Compatible with RD-917 parquet wheels.

Easy assembly.

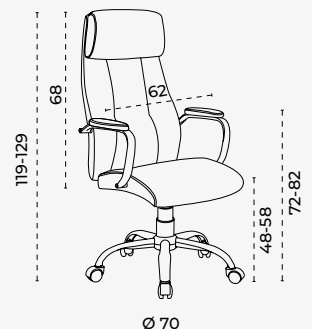


Black PU



RD-917
(Optional)

Dimensions (cm)




Ref.	Description	Qty.	cm (product)	cm (packaging)	kg / m ³ (packaging)
986V22	Director's chair RD-986V22	1	70 x 119-129 x 70	89 x 66 x 37	17,50 kg / 0,217m ³
917	Parquet castors (optional)	5	6 x 10 x 5	25 x 11 x 7	0,5 kg / 0,001 m ³

DIRECTOR'S CHAIR RD-988V22



Swivel chair with seat and back upholstered in imitation leather with chrome metal base and tipping mechanisms. Chrome metal armrests with top-line serial cushioning. Compatible with RD-917 parquet wheels.

Easy assembly.

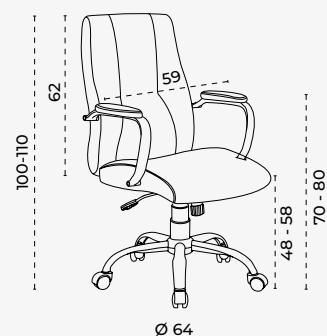


Black PU



RD-917
(Optional)

Dimensions (cm)



Ref.	Description	Qty.	cm (product)	cm (packaging)	kg / m ³ (packaging)
988V22	Director's chair RD-988V22	1	64 x 100-110 x 64	78 x 60 x 36	13,50 kg / 0,168 m ³
917	Parquet castors (optional)	5	6 x 10 x 5	25 x 11 x 7	0,5 kg / 0,001 m ³

VISITOR'S CHAIR RD-985V22



VIDEO

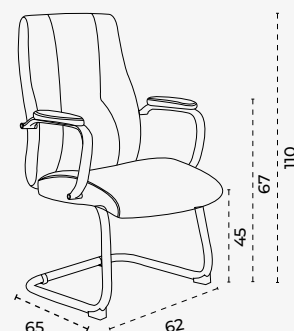


Guest chair upholstered in imitation leather with metal, chrome tubular base. Chrome metal armrests with top-line serial cushioning.



Black PU

Dimensions (cm)



Ref.	Description	Qty.	cm (product)	cm (packaging)	kg / m ³ (packaging)
985V22	Visitor's chair RD-985V22	1	62 x 110 x 65	75 x 61 x 38	13,00 kg / 0,173 m ³

WAITING ROOMS SOFA



VIDEO

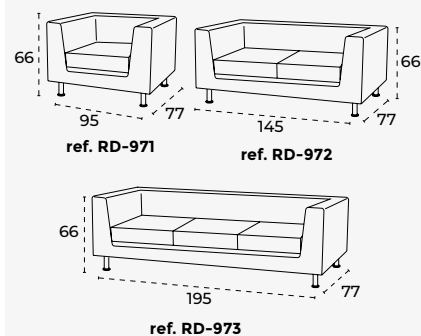


Compact sofas with 1, 2 and 3 comfortable seats, ideal for waiting rooms and reception areas. Their classic and modern design will fit perfectly with any decoration. Made of chrome-plated feet and sturdy structure upholstered in high-quality leatherette, ensuring smooth touch with minimal maintenance.



Black PU

Dimensions (cm)



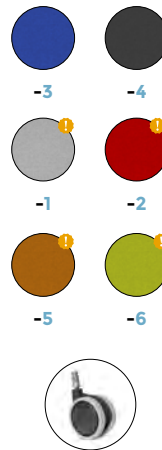
Ref.	Description	Qty.	cm (product)	cm (packaging)	kg / m ³ (packaging)
971	Waiting rooms sofa - 1 seat	1	95 x 66 x 77	95 x 91 x 60	29,60 kg / 0,445 m ³
972	Waiting rooms sofa - 2 seats	1	145 x 66 x 77	150 x 78 x 60	40 kg / 0,710 m ³
973	Waiting rooms sofa - 3 seats	1	195 x 66 x 77	195 x 78 x 60	50 kg / 0,940 m ³

OFFICE CHAIRS RD-944V23

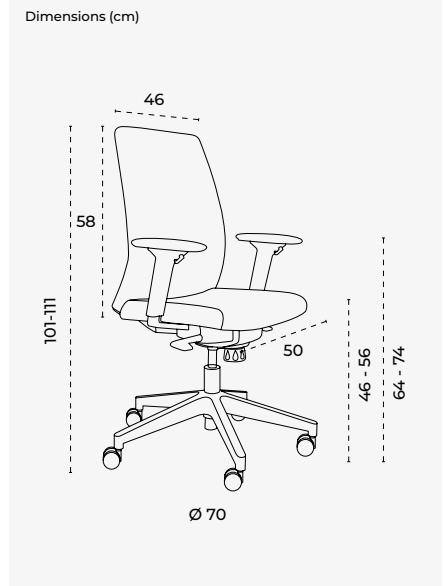


Professional office chairs upholstered in fireproof fabric on injected foam interior, aluminum base, and professional synchro mechanism for daily use. Adjustable arms included. Laminate floor castors (RD-917).

Easy assembly.



RD-917 (Optional)



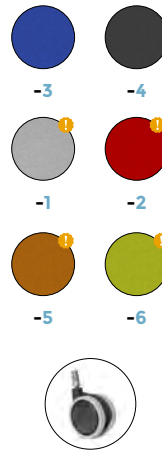
Ref.	Description	Qty.	cm (product)	cm (packaging)	kg / m ³ (packaging)
944V23-3	Professional office chair RD-944V23	1	70 x 101-111 x 70	75 x 65 x 41	24,5 kg / 0,200 m ³
944V23-4	Professional office chair RD-944V23	1	70 x 101-111 x 70	75 x 65 x 41	24,5 kg / 0,200 m ³
944V23-1	Professional office chair RD-944V23	1	70 x 101-111 x 70	75 x 65 x 41	24,5 kg / 0,200 m ³
944V23-2	Professional office chair RD-944V23	1	70 x 101-111 x 70	75 x 65 x 41	24,5 kg / 0,200 m ³
944V23-5	Professional office chair RD-944V23	1	70 x 101-111 x 70	75 x 65 x 41	24,5 kg / 0,200 m ³
944V23-6	Professional office chair RD-944V23	1	70 x 101-111 x 70	75 x 65 x 41	24,5 kg / 0,200 m ³
917	Parquet castors (optional)	5	6 x 10 x 5	25 x 11 x 7	0,5 kg / 0,001 m ³

OFFICE CHAIRS RD-922W

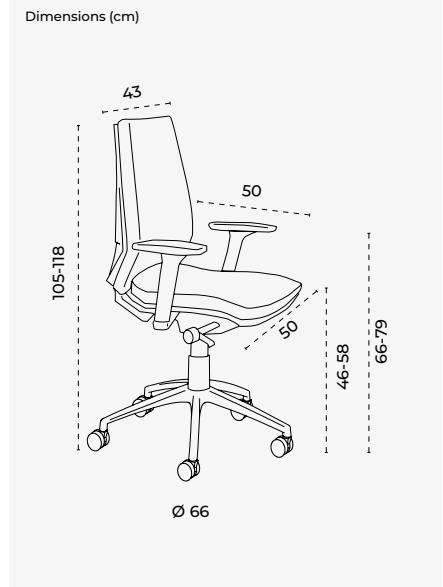


White, professional office chair with depthadjustable seat, upholstered with fire-resistant fabric over a foam interior and adjustable-height back upholstered with fire-resistant fabric. Injected polymer base and robust synchro mechanism. Adjustable 3D serial armrests. Compatible with RD-917 wheels.

Easy assembly.



RD-917 (Optional)



Ref.	Description	Qty.	cm (product)	cm (packaging)	kg / m ³ (packaging)
922W-3	Professional office chair RD-922W	1	66 x 105-118 x 66	71 x 66 x 43	20,25 kg / 0,201 m ³
922W-4	Professional office chair RD-922W	1	66 x 105-118 x 66	71 x 66 x 43	20,25 kg / 0,201 m ³
922W-1	Professional office chair RD-922W	1	66 x 105-118 x 66	71 x 66 x 43	20,25 kg / 0,201 m ³
922W-2	Professional office chair RD-922W	1	66 x 105-118 x 66	71 x 66 x 43	20,25 kg / 0,201 m ³
922W-5	Professional office chair RD-922W	1	66 x 105-118 x 66	71 x 66 x 43	20,25 kg / 0,201 m ³
922W-6	Professional office chair RD-922W	1	66 x 105-118 x 66	71 x 66 x 43	20,25 kg / 0,201 m ³
917	Parquet castors (optional)	5	6 x 10 x 5	25 x 11 x 7	0,5 kg / 0,001 m ³

OFFICE CHAIRS RD-922

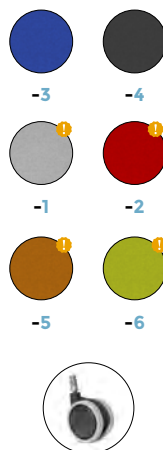


VIDEO



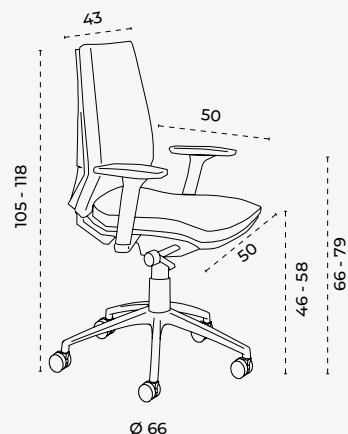
Professional office chair with adjustable depth seat upholstered in fire-resistant fabric over foam interior and backrest adjustable for height upholstered in fire-resistant fabric. Injected polymer base and robust synchro mechanism. Adjustable 3D arms as standard. Can take RD-917 hardwood wheels.

Easy assembly.



RD-917 (Optional)

Dimensions (cm)



Ref.	Description	Qty.	cm (product)	cm (packaging)	kg / m ³ (packaging)
922-3	Professional office chair RD-922	1	66 x 105-118 x 66	71 x 66 x 43	20.25 kg / 0,201 m ³
922-4	Professional office chair RD-922	1	66 x 105-118 x 66	71 x 66 x 43	20.25 kg / 0,201 m ³
922-1	Professional office chair RD-922	1	66 x 105-118 x 66	71 x 66 x 43	20.25 kg / 0,201 m ³
922-2	Professional office chair RD-922	1	66 x 105-118 x 66	71 x 66 x 43	20.25 kg / 0,201 m ³
922-5	Professional office chair RD-922	1	66 x 105-118 x 66	71 x 66 x 43	20.25 kg / 0,201 m ³
922-6	Professional office chair RD-922	1	66 x 105-118 x 66	71 x 66 x 43	20.25 kg / 0,201 m ³
917	Parquet castors (optional)	5	6 x 10 x 5	25 x 11 x 7	0,5 kg / 0,001 m ³

OFFICE CHAIRS RD-937V19

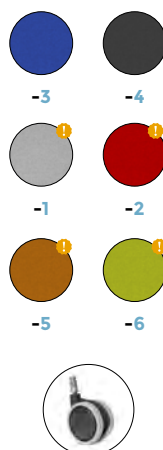


VIDEO



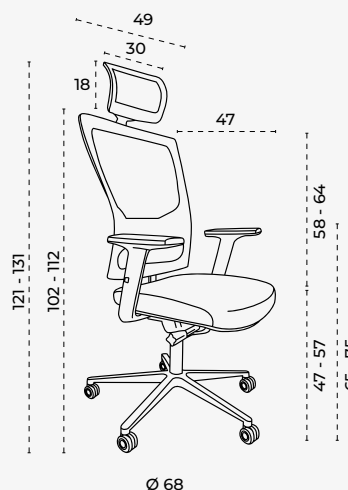
This professional office chair has a seat upholstered in fire-resistant fabric over injected foam interior and the backrest, which is adjustable in height, is upholstered in black mesh over a technical polymer injected structure. The base is a robust injected polymer base with synchro mechanism. Lumbar adjustment and sliding seat. Adjustable arms as standard. Compatible with the RD917 parquet wheels.

Easy assembly.



RD-917 (Optional)

Dimensions (cm)



Ref.	Description	Qty.	cm (product)	cm (packaging)	kg / m ³ (packaging)
937V19-3	Professional office chair RD-937V19	1	68 x 102-112 x 68	67 x 67 x 47	21 kg / 0,211 m ³
937V19-4	Professional office chair RD-937V19	1	68 x 102-112 x 68	67 x 67 x 47	21 kg / 0,211 m ³
937V19-1	Professional office chair RD-937V19	1	68 x 102-112 x 68	67 x 67 x 47	21 kg / 0,211 m ³
937V19-2	Professional office chair RD-937V19	1	68 x 102-112 x 68	67 x 67 x 47	21 kg / 0,211 m ³
937V19-5	Professional office chair RD-937V19	1	68 x 102-112 x 68	67 x 67 x 47	21 kg / 0,211 m ³
937V19-6	Professional office chair RD-937V19	1	68 x 102-112 x 68	67 x 67 x 47	21 kg / 0,211 m ³
937HR	Headrest for RD-937V19 (optional)	1	30 x 25 x 11	35 x 25 x 12	1,35 kg / 0,010 m ³
917	Parquet castors (optional)	5	6 x 10 x 5	25 x 11 x 7	0,5 kg / 0,001 m ³

OFFICE CHAIRS RD-934M



VIDEO



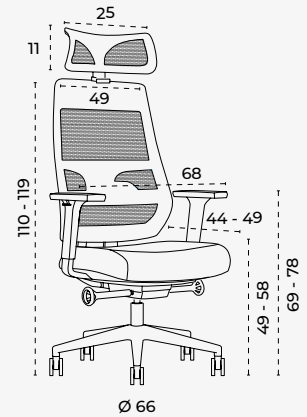
Professional office chairs with seat upholstered in fireproof fabric on injected foam interior and black mesh back on a structure injected in technical polymer that incorporates an adaptive height adjustment system, injected polymer base, and synchro mechanism with automatic weight adjustment system. Lumbar adjustment and seat with depth adjustment. 3D adjustable arms. Compatible with parquet wheels RD-917.

Easy assembly.



RD-917
(Optional)

Dimensions (cm)



Ref.	Description	Qty.	cm (product)	cm (packaging)	kg / m ³ (packaging)
● 934M-3	Professional office chair RD-934M	1	68 x 110-119 x 66	68 x 63 x 29	19,50 kg / 0,124 m ³
● 934M-4	Professional office chair RD-934M	1	68 x 110-119 x 66	68 x 63 x 29	19,50 kg / 0,124 m ³
● 934M-1	Professional office chair RD-934M	1	68 x 110-119 x 66	68 x 63 x 29	19,50 kg / 0,124 m ³
● 934M-2	Professional office chair RD-934M	1	68 x 110-119 x 66	68 x 63 x 29	19,50 kg / 0,124 m ³
● 934M-5	Professional office chair RD-934M	1	68 x 110-119 x 66	68 x 63 x 29	19,50 kg / 0,124 m ³
● 934M-6	Professional office chair RD-934M	1	68 x 110-119 x 66	68 x 63 x 29	19,50 kg / 0,124 m ³
934HR	Headrest for RD-934M (optional)	1	-	38 x 20 x 17	2,10 kg / 0,012 m ³
917	Parquet castors (optional)	5	6 x 10 x 5	25 x 11 x 7	0,5 kg / 0,001 m ³

● Chair with UNE-EN1335 certification

OFFICE CHAIRS RD-934

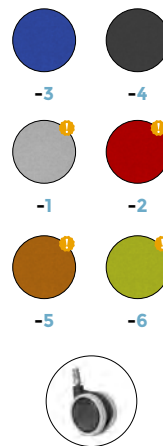


VIDEO



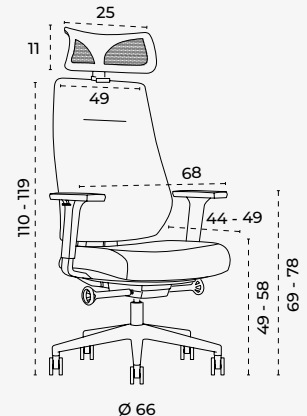
Professional office chairs with seat upholstered in fireproof fabric on injected foam interior and back upholstered in fire-resistant fabric on a structure injected in technical polymer that incorporates an adaptive height adjustment system, injected polymer base, and synchro mechanism with automatic weight adjustment system. Lumbar adjustment and seat with depth adjustment. 3D adjustable arms included. Compatible with parquet wheels RD-917.

Easy assembly.



RD-917
(Optional)

Dimensions (cm)



Ref.	Description	Qty.	cm (product)	cm (packaging)	kg / m ³ (packaging)
● 934-3	Professional office chair RD-934	1	68 x 110-119 x 66	68 x 63 x 29	19,50 kg / 0,124 m ³
● 934-4	Professional office chair RD-934	1	68 x 110-119 x 66	68 x 63 x 29	19,50 kg / 0,124 m ³
● 934-1	Professional office chair RD-934	1	68 x 110-119 x 66	68 x 63 x 29	19,50 kg / 0,124 m ³
● 934-2	Professional office chair RD-934	1	68 x 110-119 x 66	68 x 63 x 29	19,50 kg / 0,124 m ³
● 934-5	Professional office chair RD-934	1	68 x 110-119 x 66	68 x 63 x 29	19,50 kg / 0,124 m ³
● 934-6	Professional office chair RD-934	1	68 x 110-119 x 66	68 x 63 x 29	19,50 kg / 0,124 m ³
934HR	Headrest for RD-934 (optional)	1	-	38 x 20 x 17	2,10 kg / 0,012 m ³
917	Parquet castors (optional)	5	6 x 10 x 5	25 x 11 x 7	0,5 kg / 0,001 m ³

● Chair with UNE-EN1335 certification

! = Finishes on request

Product sizes = width x height x depth (cm)

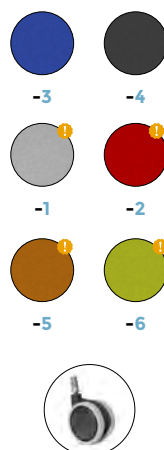
OFFICE CHAIRS RD-908W



VIDEO

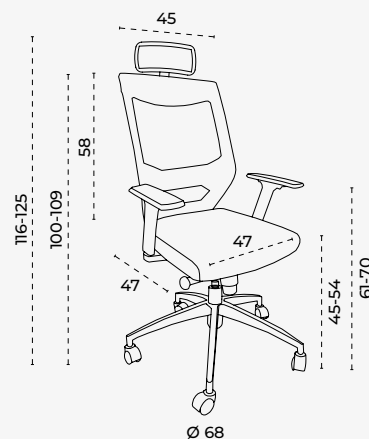
Operations office chairs with seats upholstered in flame-resistant fabric over an injected foam interior. Backrest in upholstered with mesh over injected technical polymer. Base in technical polymer and robust synchro - tilting mechanism for daily use. Lumbar adjustment. Adjustable arms as standard. Compatible with the RD917 parquet wheels.

Easy assembly.




RD-917 (Optional)

Dimensions (cm)



Ref.	Description	Qty.	cm (product)	cm (packaging)	kg / m ³ (packaging)
908W-3	Professional office chair RD-908W	1	68 x 100-109 x 68	68 x 63 x 29	17,50 kg / 0,124 m ³
908W-4	Professional office chair RD-908W	1	68 x 100-109 x 68	68 x 63 x 29	17,50 kg / 0,124 m ³
908W-1	Professional office chair RD-908W	1	68 x 100-109 x 68	68 x 63 x 29	17,50 kg / 0,124 m ³
908W-2	Professional office chair RD-908W	1	68 x 100-109 x 68	68 x 63 x 29	17,50 kg / 0,124 m ³
908W-5	Professional office chair RD-908W	1	68 x 100-109 x 68	68 x 63 x 29	17,50 kg / 0,124 m ³
908W-6	Professional office chair RD-908W	1	68 x 100-109 x 68	68 x 63 x 29	17,50 kg / 0,124 m ³
908WHR	Headrest for RD-908W (optional)	1	29 x 21 x 11	35 x 25 x 12	0,5 kg / 0,010 m ³
917	Parquet castors (optional)	5	6 x 10 x 5	25 x 11 x 7	0,5 kg / 0,001 m ³

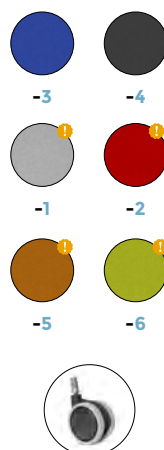
OFFICE CHAIRS RD-908



VIDEO

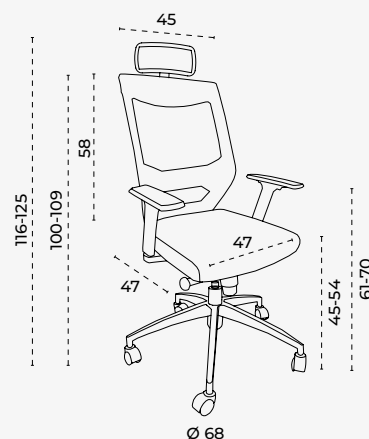
Operations office chairs with seats upholstered in flame-resistant fabric over an injected foam interior, mesh-upholstered technical polymer-injected back. Base in technical polymer and robust synchro - tilting mechanism for daily use. Lumbar adjustment. Adjustable arms as standard. Compatible with the RD917 parquet wheels.

Easy assembly.



RD-917 (Optional)

Dimensions (cm)



Ref.	Description	Qty.	cm (product)	cm (packaging)	kg / m ³ (packaging)
908-3	Professional office chair RD-908	1	68 x 100-109 x 68	68 x 63 x 29	17,50 kg / 0,124 m ³
908-4	Professional office chair RD-908	1	68 x 100-109 x 68	68 x 63 x 29	17,50 kg / 0,124 m ³
908-1	Professional office chair RD-908	1	68 x 100-109 x 68	68 x 63 x 29	17,50 kg / 0,124 m ³
908-2	Professional office chair RD-908	1	68 x 100-109 x 68	68 x 63 x 29	17,50 kg / 0,124 m ³
908-5	Professional office chair RD-908	1	68 x 100-109 x 68	68 x 63 x 29	17,50 kg / 0,124 m ³
908-6	Professional office chair RD-908	1	68 x 100-109 x 68	68 x 63 x 29	17,50 kg / 0,124 m ³
908HR	Headrest for RD-908 (optional)	1	29 x 21 x 11	35 x 25 x 12	0,5 kg / 0,010 m ³
917	Parquet castors (optional)	5	6 x 10 x 5	25 x 11 x 7	0,5 kg / 0,001 m ³

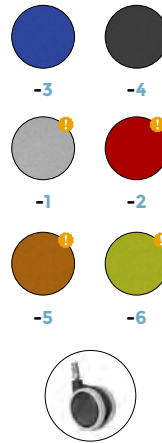
OFFICE CHAIRS RD-907W

NEW



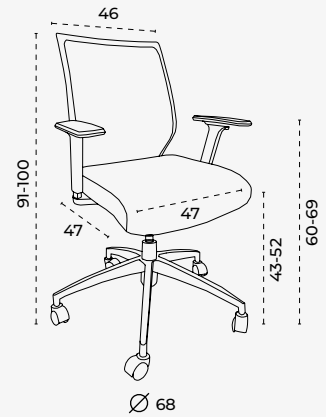
Operations office chairs with seats upholstered in flame-resistant fabric over an injected foam interior, mesh-upholstered technical polymer-injected back. Base in technical polymer and robust tilting mechanism for daily use. Adjustable arms as standard. Compatible with the RD917 parquet wheels.

Easy assembly.



RD-917
(Optional)

Dimensions (cm)



Ref.	Description	Qty.	cm (product)	cm (packaging)	kg / m ³ (packaging)
907W-3	Office chairs RD-907W	1	68 x 91-100 x 68	64 x 63 x 34	14 kg / 0,137 m ³
907W-4	Office chairs RD-907W	1	68 x 91-100 x 68	64 x 63 x 34	14 kg / 0,137 m ³
907W-1	Office chairs RD-907W	1	68 x 91-100 x 68	64 x 63 x 34	14 kg / 0,137 m ³
907W-2	Office chairs RD-907W	1	68 x 91-100 x 68	64 x 63 x 34	14 kg / 0,137 m ³
907W-5	Office chairs RD-907W	1	68 x 91-100 x 68	64 x 63 x 34	14 kg / 0,137 m ³
907W-6	Office chairs RD-907W	1	68 x 91-100 x 68	64 x 63 x 34	14 kg / 0,137 m ³
917	Parquet castors (optional)	5	6 x 10 x 5	25 x 11 x 7	0,5 kg / 0,001 m ³

OFFICE CHAIRS RD-907G

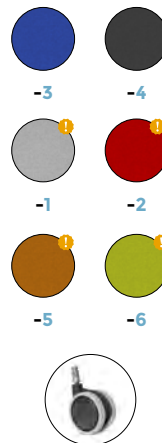
VIDEO

NEW



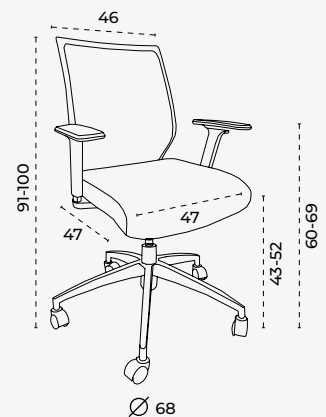
Operations office chairs with seats upholstered in flame-resistant fabric over an injected foam interior, mesh-upholstered technical polymer-injected back. Base in technical polymer and robust tilting mechanism for daily use. Adjustable arms as standard. Compatible with the RD917 parquet wheels.

Easy assembly.



RD-917
(Optional)

Dimensions (cm)



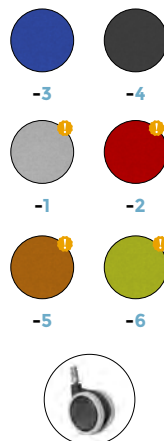
Ref.	Description	Qty.	cm (product)	cm (packaging)	kg / m ³ (packaging)
907G-3	Office chairs RD-907G	1	68 x 91-100 x 68	64 x 63 x 34	14 kg / 0,137 m ³
907G-4	Office chairs RD-907G	1	68 x 91-100 x 68	64 x 63 x 34	14 kg / 0,137 m ³
907G-1	Office chairs RD-907G	1	68 x 91-100 x 68	64 x 63 x 34	14 kg / 0,137 m ³
907G-2	Office chairs RD-907G	1	68 x 91-100 x 68	64 x 63 x 34	14 kg / 0,137 m ³
907G-5	Office chairs RD-907G	1	68 x 91-100 x 68	64 x 63 x 34	14 kg / 0,137 m ³
907G-6	Office chairs RD-907G	1	68 x 91-100 x 68	64 x 63 x 34	14 kg / 0,137 m ³
917	Parquet castors (optional)	5	6 x 10 x 5	25 x 11 x 7	0,5 kg / 0,001 m ³

OFFICE CHAIRS RD-907



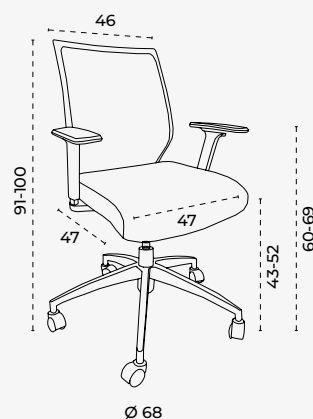
Operations office chairs with seats upholstered in flame-resistant fabric over an injected foam interior, mesh-upholstered technical polymer-injected back. Base in technical polymer and robust tilting mechanism for daily use. Adjustable arms as standard. Compatible with the RD917 parquet wheels.

Easy assembly.



RD-917 (Optional)

Dimensions (cm)



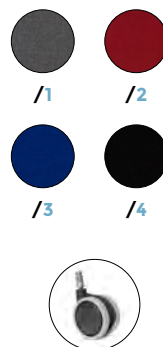
Ref.	Description	Qty.	cm (product)	cm (packaging)	kg / m ³ (packaging)
907-3	Office chairs RD-907	1	68 x 91-100 x 68	64 x 63 x 34	14 kg / 0,137 m ³
907-4	Office chairs RD-907	1	68 x 91-100 x 68	64 x 63 x 34	14 kg / 0,137 m ³
907-1	Office chairs RD-907	1	68 x 91-100 x 68	64 x 63 x 34	14 kg / 0,137 m ³
907-2	Office chairs RD-907	1	68 x 91-100 x 68	64 x 63 x 34	14 kg / 0,137 m ³
907-5	Office chairs RD-907	1	68 x 91-100 x 68	64 x 63 x 34	14 kg / 0,137 m ³
907-6	Office chairs RD-907	1	68 x 91-100 x 68	64 x 63 x 34	14 kg / 0,137 m ³
917	Parquet castors (optional)	5	6 x 10 x 5	25 x 11 x 7	0,5 kg / 0,001 m ³

OFFICE CHAIRS RD-911+958



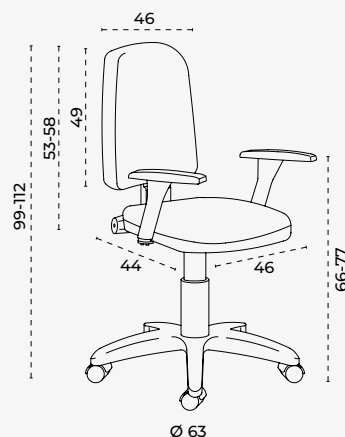
Operations office chairs with cloth-upholstered seats on an injected foam interior, technical polymer base and a permanent contact mechanism. Adjustable height backrest. Height-adjustable arms as standard. Compatible with the RD917 parquet wheels.

Easy assembly.



RD-917 (Optional)

Dimensions (cm)



Ref.	Description	Qty.	cm (product)	cm (packaging)	kg / m ³ (packaging)
911/1+958	Office chairs RD-911+958	1	64 x 99-112 x 64	64 x 63 x 34	14 kg / 0,137 m ³
911/2+958	Office chairs RD-911+958	1	64 x 99-112 x 64	64 x 63 x 34	14 kg / 0,137 m ³
911/3+958	Office chairs RD-911+958	1	64 x 99-112 x 64	64 x 63 x 34	14 kg / 0,137 m ³
911/4+958	Office chairs RD-911+958	1	64 x 99-112 x 64	64 x 63 x 34	14 kg / 0,137 m ³
917	Parquet castors (optional)	5	6 x 10 x 5	25 x 11 x 7	0,5 kg / 0,001 m ³

OFFICE CHAIRS RD-930

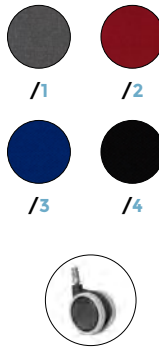


VIDEO



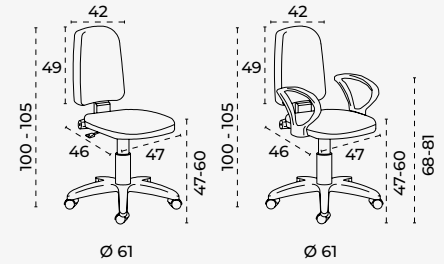
Operations office chairs with cloth-upholstered seats on an injected foam interior, technical polymer base and a permanent contact mechanism. Arms as standard depending on the model. Compatible with the RD917 parquet wheels.

Easy assembly.



RD-917 (Optional)

Dimensions (cm)



Ref.	Description	Qty.	cm (product)	cm (packaging)	kg / m ³ (packaging)
930/1+956	Office chairs RD-930 + armrest	1	61 x 100-105 x 61	60 x 57 x 27	12,25 kg / 0,092m ³
930/2+956	Office chairs RD-930 + armrest	1	61 x 100-105 x 61	60 x 57 x 27	12,25 kg / 0,092m ³
930/3+956	Office chairs RD-930 + armrest	1	61 x 100-105 x 61	60 x 57 x 27	12,25 kg / 0,092m ³
930/4+956	Office chairs RD-930 + armrest	1	61 x 100-105 x 61	60 x 57 x 27	12,25 kg / 0,092m ³
930/1	Office chairs RD-930	1	61 x 100-105 x 61	60 x 57 x 27	9,75 kg / 0,092m ³
930/2	Office chairs RD-930	1	61 x 100-105 x 61	60 x 57 x 27	9,75 kg / 0,092m ³
930/3	Office chairs RD-930	1	61 x 100-105 x 61	60 x 57 x 27	9,75 kg / 0,092m ³
930/4	Office chairs RD-930	1	61 x 100-105 x 61	60 x 57 x 27	9,75 kg / 0,092m ³
917	Parquet castors (optional)	5	6 x 10 x 5	25 x 11 x 7	0,5 kg / 0,001 m ³

COLLABORATIVE CHAIRS RD-928



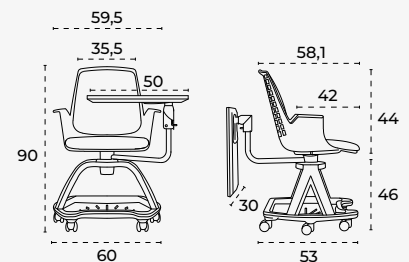
VIDEO



Collaboration chairs with the base and central body in flexible technical polymer with upholstered seat and back. Large work wing that allows portable computers, adjustable to right and left without the need for disassembly thanks to its 360° rotation system. Its design allows easy access and its built-in armrests provide maximum comfort. The base allows all kinds of objects to be stored, and its wheels facilitate effortless movement between different areas.



Dimensions (cm)



Ref.	Description	Qty.	cm (product)	cm (packaging)	kg / m ³ (packaging)
928-4	Collaborative chairs RD-928	1	60 x 90 x 53	64 x 63 x 34	14 kg / 0,137 m ³
928-1	Collaborative chairs RD-928	1	60 x 90 x 53	64 x 63 x 34	14 kg / 0,137 m ³
928-2	Collaborative chairs RD-928	1	60 x 90 x 53	64 x 63 x 34	14 kg / 0,137 m ³
928-3	Collaborative chairs RD-928	1	60 x 90 x 53	64 x 63 x 34	14 kg / 0,137 m ³
928-5	Collaborative chairs RD-928	1	60 x 90 x 53	64 x 63 x 34	14 kg / 0,137 m ³
928-6	Collaborative chairs RD-928	1	60 x 90 x 53	64 x 63 x 34	14 kg / 0,210 m ³

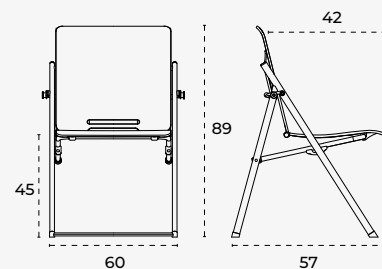
TRANSFORMABLE CHAIR RD-992



One-click folding and transformable multifunctional chair. The best choice for multi-purpose rooms. Made of technical polymer with chrome-plated metal base.

It is delivered ready-assembled.

Dimensions (cm)



Ref.	Description	Qty.	cm (product)	cm (packaging)	kg / m ³ (packaging)
992V19-4	Transformable chair to table	2	60 x 74-89 x 57-64	105 x 61 x 30	21 kg / 0,192 m ³

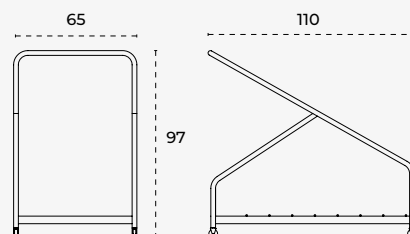
TROLLEY FOR CHAIR RD-992



One-click folding and transformable multifunctional chair. The best choice for multi-purpose rooms. Made of technical polymer with chrome-plated metal base.

It is delivered ready-assembled.

Dimensions (cm)



Ref.	Description	Qty.	cm (product)	cm (packaging)	kg / m ³ (packaging)
992TY	Trolley for transformalble chair RD-992	1	65 x 95 x 105	110 x 97 x 65	12 kg / 0,693 m ³

VISITOR'S CHAIR RD-938M

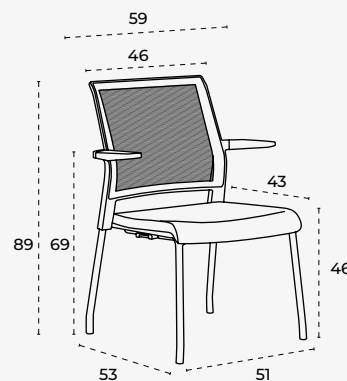


Visitor chair with upholstered seat, inner injected foam and a mesh back. Armrests integrated into the structure. Metal structure painted in black Epoxy colour.

Easy assembly.



Dimensions (cm)



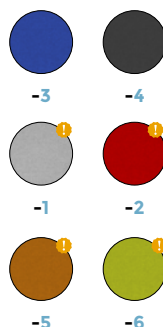
Ref.	Description	Qty.	cm (product)	cm (packaging)	kg / m ³ (packaging)
938M-3	Visitor's chair RD-938M	1	59 x 89 x 53	61 x 54 x 59	18,50 kg / 0,194 m ³
938M-4	Visitor's chair RD-938M	1	59 x 89 x 53	61 x 54 x 59	18,50 kg / 0,194 m ³
938M-1	Visitor's chair RD-938M	1	59 x 89 x 53	61 x 54 x 59	18,50 kg / 0,194 m ³
938M-2	Visitor's chair RD-938M	1	59 x 89 x 53	61 x 54 x 59	18,50 kg / 0,194 m ³
938M-5	Visitor's chair RD-938M	1	59 x 89 x 53	61 x 54 x 59	18,50 kg / 0,194 m ³
938M-6	Visitor's chair RD-938M	1	59 x 89 x 53	61 x 54 x 59	18,50 kg / 0,194 m ³
938CST	Wheels for RD-938M chair (optional)	4		33 x 9 x 9	1,20 kg / 0,002 m ³

VISITOR'S CHAIR RD-906V23W

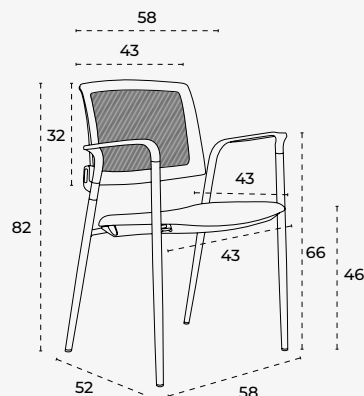


Visitor chair with upholstered seat, inner injected foam and a mesh back. Armrests integrated into the structure. Metal structure painted in white Epoxy colour.

Easy assembly.



Dimensions (cm)



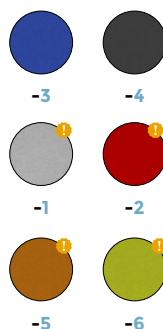
Ref.	Description	Qty.	cm (product)	cm (packaging)	kg / m ³ (packaging)
906V23W-3	Visitor's chair RD-906V23W	1	58 x 82 x 52	60 x 52 x 57	9,80 kg / 0,177 m ³
906V23W-4	Visitor's chair RD-906V23W	1	58 x 82 x 52	60 x 52 x 57	9,80 kg / 0,177 m ³
906V23W-1	Visitor's chair RD-906V23W	1	58 x 82 x 52	60 x 52 x 57	9,80 kg / 0,177 m ³
906V23W-2	Visitor's chair RD-906V23W	1	58 x 82 x 52	60 x 52 x 57	9,80 kg / 0,177 m ³
906V23W-5	Visitor's chair RD-906V23W	1	58 x 82 x 52	60 x 52 x 57	9,80 kg / 0,177 m ³
906V23W-6	Visitor's chair RD-906V23W	1	58 x 82 x 52	60 x 52 x 57	9,80 kg / 0,177 m ³

VISITOR'S CHAIR RD-906V23

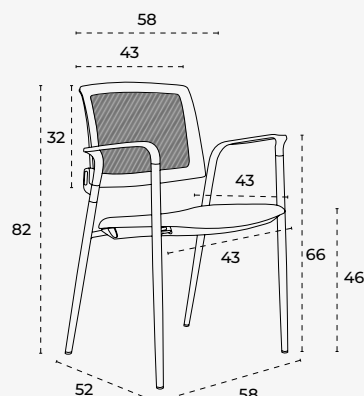


Visitor chair with upholstered seat, inner injected foam and a mesh back. Armrests integrated into the structure. Metal structure painted in black Epoxy colour.

Easy assembly.



Dimensions (cm)



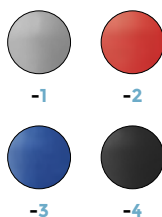
Ref.	Description	Qty.	cm (product)	cm (packaging)	kg / m ³ (packaging)
906V23-3	Visitor's chair RD-906V23	1	58 x 82 x 52	60 x 52 x 57	9,80 kg / 0,177 m ³
906V23-4	Visitor's chair RD-906V23	1	58 x 82 x 52	60 x 52 x 57	9,80 kg / 0,177 m ³
906V23-1	Visitor's chair RD-906V23	1	58 x 82 x 52	60 x 52 x 57	9,80 kg / 0,177 m ³
906V23-2	Visitor's chair RD-906V23	1	58 x 82 x 52	60 x 52 x 57	9,80 kg / 0,177 m ³
906V23-5	Visitor's chair RD-906V23	1	58 x 82 x 52	60 x 52 x 57	9,80 kg / 0,177 m ³
906V23-6	Visitor's chair RD-906V23	1	58 x 82 x 52	60 x 52 x 57	9,80 kg / 0,177 m ³

VISITOR'S CHAIR RD-909

NEW

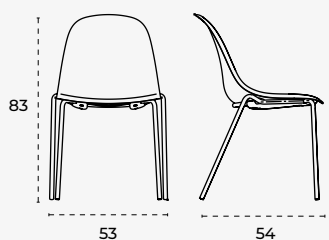


Stackable visitor chair with a monoblock seat and back made of polypropylene. Metal structure painted in black Epoxy colour. Option to add arms, arms with work surface, and connecting pieces between chairs.



Comes assembled.

Dimensions (cm)



Ref: 909LF



Ref: 909RC



Ref: 909HH

Ref.	Description	Qty.	cm (product)	cm (packaging)	kg / m ³ (packaging)
909-1	Visitor's chair RD-909	2	53 x 83 x 54	122 x 61 x 58	22,50 kg / 0,431 m ³
909-2	Visitor's chair RD-909	2	53 x 83 x 54	122 x 61 x 58	22,50 kg / 0,431 m ³
909-3	Visitor's chair RD-909	2	53 x 83 x 54	122 x 61 x 58	22,50 kg / 0,431 m ³
909-4	Visitor's chair RD-909	2	53 x 83 x 54	122 x 61 x 58	22,50 kg / 0,431 m ³
909LF	Left arm and tray for RD-909	1	27 x 25 x 37	35 x 30 x 15	3,8 kg / 0,075 m ³
909RC	Right arm and tray for RD-909	1	27 x 25 x 37	35 x 30 x 15	3,8 kg / 0,075 m ³
909HH	Optional arm rest for RD-909	1	20 x 21 x 10	35 x 30 x 15	3,8 kg / 0,075 m ³
909JT	Join part for RD-909	1	27 x 25 x 37	25 x 11 x 7	0,5 kg / 0,001 m ³

VISITOR'S CHAIR RD-931

NEW

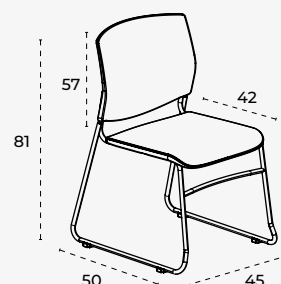


Stackable visitor chair with a sled base structure. Seat and back made of FSC 100% certified beech wood. Metal structure painted in Epoxy colour according each model.



Comes assembled.

Dimensions (cm)



Ref.	Description	Qty.	cm (product)	cm (packaging)	kg / m ³ (packaging)
931BK	Visitor's chair RD-931 - black	2	45 x 81 x 50	122 x 61 x 58	33,50 kg / 0,431 m ³
931WT	Visitor's chair RD-931 - white	2	45 x 81 x 50	122 x 61 x 58	33,50 kg / 0,431 m ³

CONFIDENT FOLDING CHAIR RD-921V15

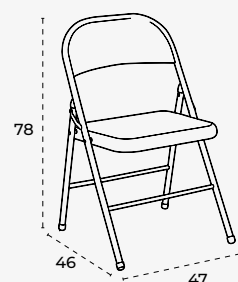
NEW



Folding basic chair with seat, back and metal structure ideal for multi-purpose rooms, meetings...

It comes assembled.

Dimensions (cm)




Ref.	Description	Qty.	cm (product)	cm (packaging)	kg / m ³ (packaging)
921V15-4	Confident folding chair RD-921V15-4	2	47 x 78 x 46	97 x 48 x 11	7,80 kg / 0,051 m ³

VISITOR'S CHAIR RD-965

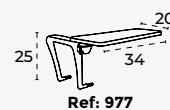
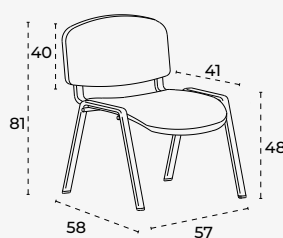


Visitor's chairs with reinforced metal base, painted in black epoxy. Seat and back upholstered in fabric. RD-979 arms may be added as an option.

It is delivered ready-assembled.



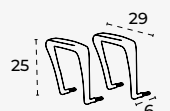
Dimensions (cm)



Ref: 977



Ref: 978



Ref: 979

Ref.	Description	Qty.	cm (product)	cm (packaging)	kg / m ³ (packaging)
965/1	Visitor's chair RD-965	1	57 x 81 x 58	81 x 60 x 54	5,20 kg / 0,262 m ³
965/2	Visitor's chair RD-965	1	57 x 81 x 58	81 x 60 x 54	5,20 kg / 0,262 m ³
965/3	Visitor's chair RD-965	1	57 x 81 x 58	81 x 60 x 54	5,20 kg / 0,262 m ³
965/4	Visitor's chair RD-965	1	57 x 81 x 58	81 x 60 x 54	5,20 kg / 0,262 m ³
977	Right arm and tray for confident chair RD-965	1	34 x 25 x 37	35 x 30 x 15	3,8 kg / 0,075 m ³
978	Left arm and tray for confident chair RD-965	1	27 x 25 x 37	35 x 30 x 15	3,8 kg / 0,075 m ³
979	Optional arm rest for confident chair RD-965	1	29 x 25 x 6	35 x 30 x 15	3,8 kg / 0,075 m ³

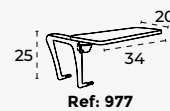
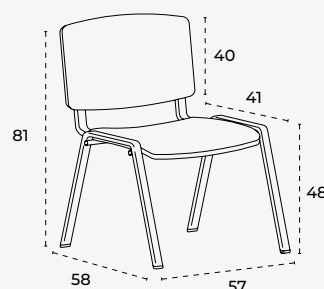
VISITOR'S CHAIR RD-974



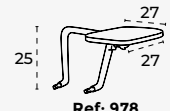
Visitor's chair with back and seat made of wood. Reinforced metal structure painted in grey epoxy. RD-979 arms may be added as an option.

It is delivered ready-assembled

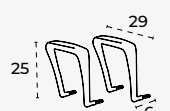
Dimensions (cm)



Ref: 977



Ref: 978



Ref: 979

Ref.	Description	Qty.	cm (product)	cm (packaging)	kg / m ³ (packaging)
974S	Visitor's chair RD-974S	1	57 x 81 x 58	81 x 60 x 54	6 kg / 0,262 m ³
977	Right arm and tray for confident chair RD-974S	1	34 x 25 x 37	35 x 30 x 15	3,8 kg / 0,075 m ³
978	Left arm and tray for confident chair RD-974S	1	27 x 25 x 37	35 x 30 x 15	3,8 kg / 0,075 m ³
979	Optional arm rest for confident chair RD-974S	1	29 x 25 x 6	35 x 30 x 15	3,8 kg / 0,075 m ³

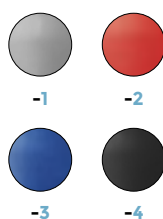


VISITOR'S CHAIR RD-975

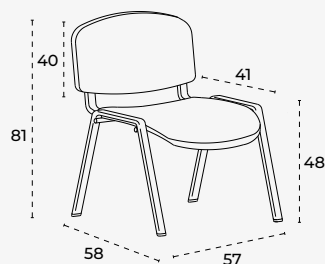


Visitor's chairs with back and seat in technical polymer, with a reinforced metal base painted in black epoxy. RD-979 arms may be added as an option.

It is delivered ready-assembled.



Dimensions (cm)



Ref: 977



Ref: 978



Ref: 979

Ref.	Description	Qty.	cm (product)	cm (packaging)	kg / m ³ (packaging)
975V15-1	Visitor's chair RD-975V15	1	57 x 81 x 58	81 x 60 x 54	5,20 kg / 0,262 m ³
975V15-2	Visitor's chair RD-975V15	1	57 x 81 x 58	81 x 60 x 54	5,20 kg / 0,262 m ³
975V15-3	Visitor's chair RD-975V15	1	57 x 81 x 58	81 x 60 x 54	5,20 kg / 0,262 m ³
975V15-4	Visitor's chair RD-975V15	1	57 x 81 x 58	81 x 60 x 54	5,20 kg / 0,262 m ³
977	Right arm and tray for confident chair RD-975	1	34 x 25 x 37	35 x 30 x 15	3,8 kg / 0,075 m ³
978	Left arm and tray for confident chair RD-975	1	27 x 25 x 37	35 x 30 x 15	3,8 kg / 0,075 m ³
979	Optional arm rest for confident chair RD-975	1	29 x 25 x 6	35 x 30 x 15	3,8 kg / 0,075 m ³

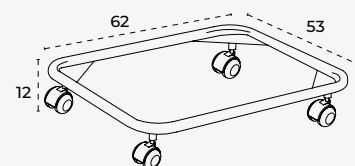
TROLLEY FOR CHAIR RD-965 & RD-974S & RD-975



Trolley for RD-965, RD-974S and RD-975V15 chairs. It allows the storage and correct transport of 9 chairs without effort. Made of steel tubing.

Shipped assembled.

Dimensions (cm)



Ref.	Description	Qty.	cm (product)	cm (packaging)	kg / m ³ (packaging)
965TY	Trolley for chair RD-965 & RD-974S & RD-975	1	62 x 53 x 12	65 x 55 x 8	6 kg / 0,028 m ³



STAND - STOOL RD-959



High stool from the STAND series with a 25mm melamine seat. Painted steel metal base. Finishes according each model.

Easy assembly.



SM04



SM08

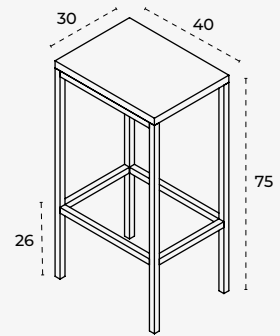


SY04



SY08

Dimensions (cm)



Ref.	Description	Qty.	cm (surface)	cm (product)	cm (packaging)	kg / m ³ (packaging)
959 XX XX	High stool STAND with painted structure / melamine seat.	1	40 x 30	40 x 75 x 30	79 x 42 x 5	8,65 kg / 0,016 m ³

Contact us for other finishes

HIGH STOOL WITH PAINTED STRUCTURE RD-926



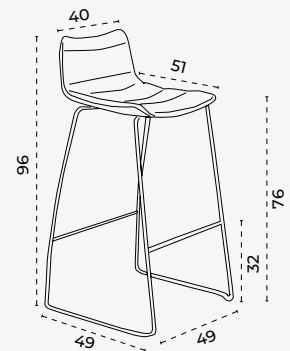
High stool with seat and low monobloc back, upholstered with fireproof fabric and cushioned. Painted steel metal base.

Easy assembly.



-4

Dimensions (cm)



Ref.	Description	Qty.	cm (product)	cm (packaging)	kg / m ³ (packaging)
926-4	High stool with painted structure RD-926	1	49 x 96 x 49	79 x 50 x 50	8,20 kg / 0,197 m ³

HEIGHT-ADJUSTABLE STOOL RD-927



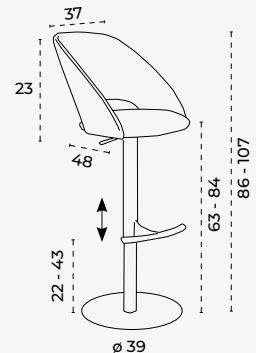
High stool with seat and mid-height back upholstered with fireproof fabric and cushioned. Metal base with painted footrest. Gas piston height adjustment with a long range of movement.

Easy assembly.



-4

Dimensions (cm)



Ref.	Description	Qty.	cm (product)	cm (packaging)	kg / m ³ (packaging)
927-4	Height-adjustable stool RD-927	1	47 x 86-107 x 47	70 x 50 x 50	8,80 kg / 0,175 m ³

HEIGHT-ADJUSTABLE STOOL RD-925N



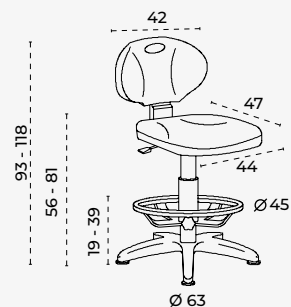
Stool with seat and back made of high-strength technical polymer for demanding uses with a basic mechanism. Long stroke gas piston. Technical polymer base with non-slip pads. Compatible with parquet wheels.

Easy assembly.



RD-917
(Optional)

Dimensions (cm)



Ref.	Description	Qty.	cm (product)	cm (packaging)	kg / m ³ (packaging)
925N	Height-adjustable stool technical polymer seat/backrest	1	63 x 93-118 x 63	64 x 63 x 33	12,80kg / 0,133 m ³
917	Parquet castors (optional)	5	6 x 10 x 5	25 x 11 x 7	0,5 kg / 0,001 m ³

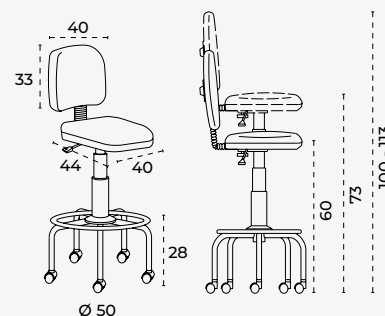
HEIGHT-ADJUSTABLE STOOL RD-980



Mobile stool made of flame-resistant fabric and metal base, with a basic mechanism. Long stroke gas piston.

Easy assembly.

Dimensions (cm)



Ref.	Description	Qty.	cm (product)	cm (packaging)	kg / m ³ (packaging)
980	Stool with upholstered seat/backrest RD-980	1	50 x 100-113 x 50	59 x 58 x 35	9,65kg / 0,120 m ³

● Wheels included

HEIGHT-ADJUSTABLE STOOL RD-900



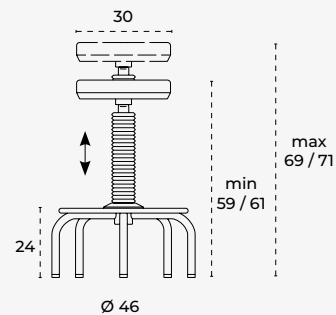
Metal-structured stools with a 5-foot base. The seat can be regulated via a rotating spindle.

Easy assembly.



RD-916
(Optional)

Dimensions (cm)



Ref.	Description	Qty.	cm (product)	cm (packaging)	kg / m ³ (packaging)
900	Height adjustable stool - PU upholstered seat	1	46 x 61-71 x 46	49 x 48 x 33	6kg / 0,078 m ³
900/2	Height adjustable stool - wood seat	1	46 x 59-69 x 46	49 x 48 x 33	4,8kg / 0,078 m ³
916	Wheels for stool RD-900	5	5 x 9 x 5	25 x 11 x 6	0,5 kg / 0,001 m ³

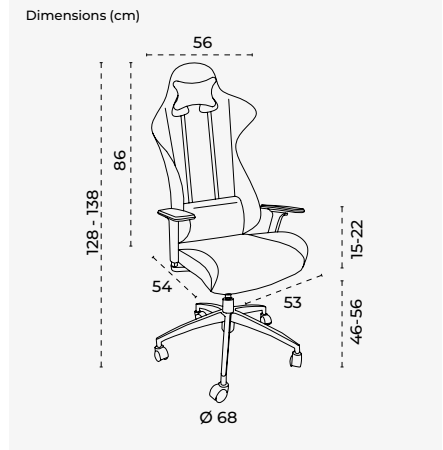
GAMING CHAIR - PROFESSIONAL



VIDEO

PROFESSIONAL GAMING chair with exceptional sporty design, comfort and versatility designed for enjoying leisure time or daily work. Upholstered in leatherette. Robust technical polymer (nylon) base with designer wheels (60mm diameter). Heavy duty tilting mechanism for daily use. Ergonomically shaped foam-injected backrest and seats to maintain correct body posture at all times. Adjustable lumbar and cervical cushions enhance comfort. 155° Recliner allows you to set the desired tilt angle. Integrated headrest. Adjustable arms as standard.

Easy assembly.



Ref.	Description	Qty.	cm (product)	cm (packaging)	kg / m ³ (packaging)
914-2	Gaming chair - PROFESSIONAL	1	68 x 128-138 x 68	86 x 66 x 33	22,80kg / 0,184 m ³
914-3	Gaming chair - PROFESSIONAL	1	68 x 128-138 x 68	86 x 66 x 33	22,80kg / 0,184 m ³

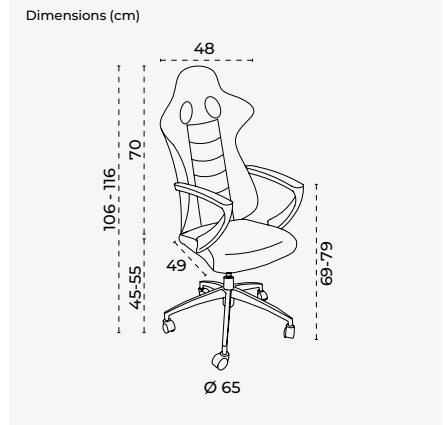
GAMING CHAIR - STUDENT



VIDEO

The GAMING STUDENT chairs have a sporty design, made in comfortable foam, designed for enjoying leisure or work time. Upholstered in leatherette. Robust technical polymer (nylon) base with 50 mm diameter wheels. Heavy duty tilting mechanism for daily use. Ergonomically shaped foam-injected backrest and seats to maintain correct body posture at all times. Integrated headrest. Arms as standard.

Easy assembly.



Ref.	Description	Qty.	cm (product)	cm (packaging)	kg / m ³ (packaging)
913-2	Gaming chair - STUDENT	1	65 x 106-116 x 65	77 x 59 x 28	15,17kg / 0,127 m ³
913-3	Gaming chair - STUDENT	1	65 x 106-116 x 65	77 x 59 x 28	15,17kg / 0,127 m ³

GAMING CHAIR - BASIC



VIDEO

The GAMING BASIC chairs have a sporty design for enjoying leisure or work time. Upholstered in leatherette. Robust technical polymer (nylon) base with 50 mm diameter wheels. Basic mechanism. Backrest and seat in injected foam. Integrated headrest. Arms as standard.

Easy assembly.



Ref.	Description	Qty.	cm (product)	cm (packaging)	kg / m ³ (packaging)
912-2	Gaming chair - BASIC	1	62 x 88-100 x 62	59 x 53 x 23	11,20kg / 0,069 m ³
912-3	Gaming chair - BASIC	1	62 x 88-100 x 62	59 x 53 x 23	11,20kg / 0,069 m ³

TECHNICLINE

Drawing tables that adapt to all needs when carrying out all types of design, architecture, study, art, etc. projects. Sometimes it is necessary to go back to move forward. Our drawing tables allow professionals to work as before by touching, testing, caressing the fabrics, prototypes, pieces,... looking for the why of things and, above all, the meaning of each project to be able to project and move

forward in a safe and controlled towards the almost obligatory digitalization of all processes. Drawing tables with solid structures with a wide assortment of boards and other accessories that facilitate specific work in each sector, seeking maximum interrelation between professionals.



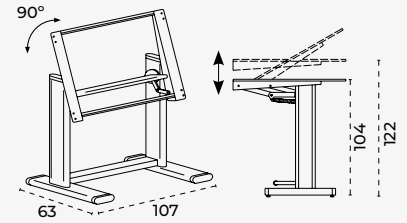
PROFESSIONAL DRAFTING TABLE RD-110



Professional drawing table. Heavy-duty metal structure suitable for working with boards and technographers measuring up to 3 meters. The tabletop is adjusted with the foot lever, very easily, with springs. It incorporates levelers. Easy assembly.

To complete your order you must add a white board for drawing tables.
Boards compatible with the RD110 table:
RD-804 (90 x 130 cm)
RD-805 (100 x 150 cm)
RD-806 (100 x 170 cm)

Dimensions (cm)



Ref.	Description	Qty.	cm (product)	cm (packaging)	kg / m ³ (packaging)
110	Professional drafting table RD-110	1	107 x 122 x 63	106 x 27 x 101	58,25 kg / 0,289 m ³

● Board not included

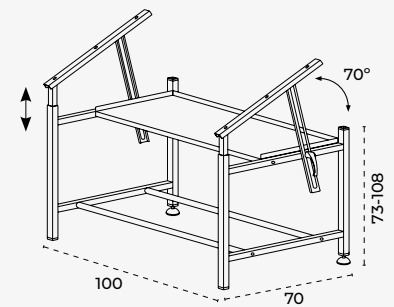
PROFESSIONAL DRAFTING TABLE RD-135



Professional drawing table. Fixed, heavy-duty metal structure suitable for working with boards and technographers measuring up to 170 cm. Adjustable up to 108 cm. The tray under the tabletop and levelers are included. Easy assembly.

To complete your order you must add a white board for drawing tables.
Boards compatible with the RD135 table:
RD-803 (80 x 120 cm)
RD-804 (90 x 130 cm)
RD-805 (100 x 150 cm)
RD-806 (100 x 170 cm)

Dimensions (cm)



Ref.	Description	Qty.	cm (product)	cm (packaging)	kg / m ³ (packaging)
135	Professional drafting table RD-135	1	100 x 73-108 x 70	95 x 77 x 15	22,7 kg / 0,110 m ³

● Board not included

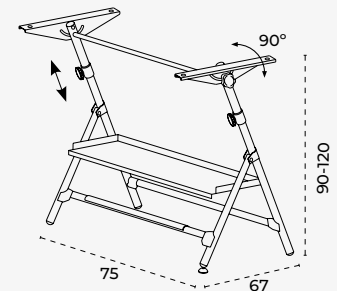
STUDENT DRAFTING TABLE RD-175



Drawing table for student. Foldable metal structure suitable for working with boards and technographers measuring up to 130 cm. The tabletop is adjusted using springs. It incorporates a leveler. Easy assembly.

To complete your order you must add a white board for drawing tables.
Boards compatible with the RD175 table:
RD-801 (65 x 90 cm)
RD-802 (75 x 100 cm)
RD-803 (80 x 120 cm)
RD-804 (90 x 130 cm)

Dimensions (cm)



Ref.	Description	Qty.	cm (product)	cm (packaging)	kg / m ³ (packaging)
175	Student drafting table RD-175	1	75 x 90-120 x 67	89 x 82 x 13	13 kg / 0,097 m ³

● Board not included

! = Finishes on request

Product sizes = width x height x depth (cm)

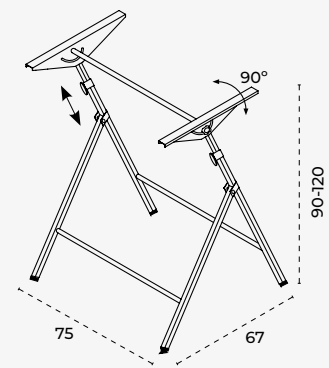
STUDENT DRAFTING TABLE RD-190



Drawing table for students, with a foldable metal structure suitable for working with boards and technographers measuring up to 130 cm. The tabletop adjustment is carried out by force. It incorporates a leveler. Easy assembly.

To complete your order you must add a white board for drawing tables.
Boards compatible with the RD190 table:
RD-801 (65 x 90 cm)
RD-802 (75 x 100 cm)
RD-803 (80 x 120 cm)
RD-804 (90 x 130 cm)

Dimensions (cm)



Ref.	Description	Qty.	cm (product)	cm (packaging)	kg / m ³ (packaging)
● 190	Student drafting table RD-190	1	75 x 90-120 x 67	89 x 82 x 13	13,00 kg / 0,097 m ³

● Board not included

WHITE SURFACE BOARDS FOR DRAWING TABLES

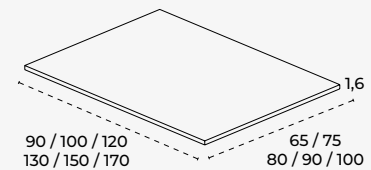


16 mm thick white boards for professional, semi-professional and student drawing tables.

Easy assembly.

The boards can be purchased individually or in packs of 25 at a more affordable price. For custom packs contact Rocada.

Dimensions (cm)



Ref.	Description	Qty.	cm (product)	cm (packaging)	kg / m ³ (packaging)
801	White surface boards for drawing tables	1	65 x 90	106 x 80 x 3	7,7 kg / 0,025 m ³
802	White surface boards for drawing tables	1	75 x 100	106 x 80 x 3	9,4 kg / 0,025 m ³
803	White surface boards for drawing tables	1	80 x 120	126 x 105 x 3	10,3 kg / 0,039 m ³
804	White surface boards for drawing tables	1	90 x 130	136 x 105 x 3	14,5 kg / 0,043 m ³
805	White surface boards for drawing tables	1	100 x 150	156 x 105 x 3	16,5 kg / 0,049 m ³
806	White surface boards for drawing tables	1	100 x 170	176 x 105 x 3	18,5 kg / 0,055 m ³
● 801PACK	Pack: White surface boards for drawing tables	25	65 x 90	-	-
● 802PACK	Pack: White surface boards for drawing tables	25	75 x 100	-	-
● 803PACK	Pack: White surface boards for drawing tables	25	80 x 120	-	-
● 804PACK	Pack: White surface boards for drawing tables	25	90 x 130	-	-
● 805PACK	Pack: White surface boards for drawing tables	25	100 x 150	-	-
● 806PACK	Pack: White surface boards for drawing tables	25	100 x 170	-	-

● Unit price in bulk packaging

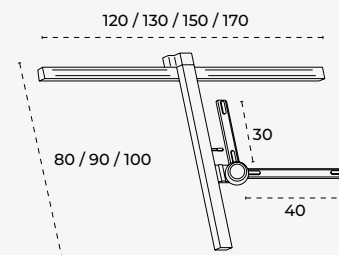
TECHNIGRAPH



Extra high quality aluminum tool, ideal for the most demanding linear jobs. It incorporates a 360° goniometer group and hop pulser every 15°. The set of rulers and goniometer allow freedom of movement throughout the surface of the tabletop where it is installed, using the two guides anchored to the tabletop acting separately and independently of each other, ensuring the assembly moves vertically and horizontally and can be individually locked for comfortable working. Available in 4 sizes to accommodate the size of the board where it is installed.

Easy assembly.

Dimensions (cm)



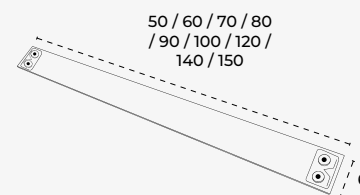
Ref.	Description	Qty.	cm (product)	cm (packaging)	kg / m ³ (packaging)
1200	High quality technigraph 80x120cm	1	120 x 80 x 8	123 x 22 x 15	6,70 kg / 0,039 m ³
1201	High quality technigraph 90x130cm	1	130 x 90 x 8	143 x 22 x 15	7,10 kg / 0,047 m ³
1202	High quality technigraph 10x150cm	1	150 x 100 x 8	156 x 22 x 15	7,60 kg / 0,055 m ³
1203	High quality technigraph 10x170cm	1	170 x 100 x 8	176 x 22 x 15	7,85 kg / 0,057 m ³

ACRYLIC PARALEX



Acrylic rules with a bearing system, available in various lengths for quickly and easily drawing parallel or auxiliary lines. Ideal for use with drawing tables.

Dimensions (cm)



Ref.	Description	Qty.	cm (product)	cm (packaging)	kg / m ³ (packaging)
● 1101	Acrylic Paralex (50cm)	1	50 x 6 x 0,2	-	-
● 1102	Acrylic Paralex (60cm)	1	60 x 6 x 0,2	-	-
● 1103	Acrylic Paralex (70cm)	1	70 x 6 x 0,2	-	-
● 1104	Acrylic Paralex (80cm)	1	80 x 6 x 0,2	-	-
● 1105	Acrylic Paralex (90cm)	1	90 x 6 x 0,2	-	-
● 1106	Acrylic Paralex (100cm)	1	100 x 6 x 0,2	-	-
● 1108	Acrylic Paralex (120cm)	1	120 x 6 x 0,2	-	-
● 1110	Acrylic Paralex (140cm)	1	140 x 6 x 0,2	-	-
● 1111.1	Acrylic Paralex (150cm)	1	150 x 6 x 0,2	-	-

● References available until stocks last

! = Finishes on request

Product sizes = width x height x depth (cm)

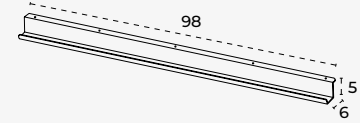
METAL TRAY



Metal tray for pen holder or other work utensils.

Easy assembly.

Dimensions (cm)



Ref.	Description	Qty.	cm (product)	cm (packaging)	kg / m ³ (packaging)
700	Metal tray	1	98 x 6 x 5	103 x 10 x 7	1,20 kg / 0,007 m ³

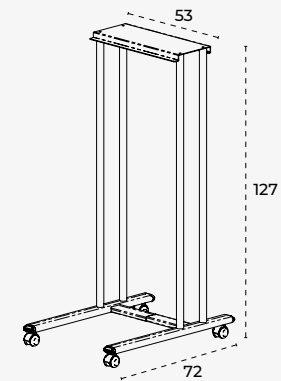
MOBILE TROLLEY FOR PLANS



Mobile metal frame trolley with wheels, with a maximum capacity for 10 aluminum arms with clamps to hold blueprints measuring a maximum of DIN A0 (reference RD237). Each arm can hold up to 10 A0-size blueprints in vertical format, easy removal for quick and hassle-free consultation at any time. Available in 5-unit packs.

Easy assembly.

Dimensions (cm)



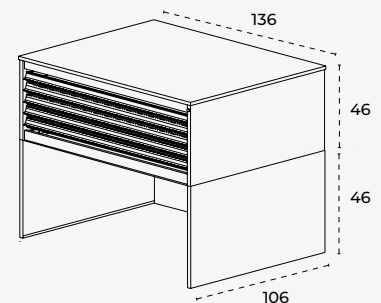
Ref.	Description	Qty.	cm (product)	cm (packaging)	kg / m ³ (packaging)
236	Mobile trolley for plans	1	72 x 127 x 53	126 x 32 x 9	14,75 kg / 0,034 m ³
237	White hangers for plans - DIN A0	5	32 x 126 x 9	99 x 11 x 11	3 kg / 0,012 m ³

HORIZONTAL TECHNICAL FILING CABINET



Horizontal filing cabinet for plans with a structure that combines steel and melamine, providing great resistance. Its metal drawers allow for storing plans up to A0 size. The 5 drawers feature aluminum handles and a locking system. It comes assembled and can be stacked (up to 2 units RD-225). Melamine top unit available RD-226 (do not stack 2 cabinets on top). Steel divider angles are available to customize paper size while using different drawers (Ref: RD-220).

Dimensions (cm)




Ref.	Description	Qty.	cm (product)	cm (packaging)	kg / m ³ (packaging)
225	Horizontal technica - Melamine	1	136 x 46 x 106	148 x 112 x 66	143,65 kg / 1,094 m ³
226	Filling support	1	136 x 46 x 106	140 x 51 x 15	29,70 kg / 0,107 m ³
220	Filling divider	4	5 x 3 x 5	-	-




FINISHES


EPOXY PAINTS:




White
RAL 9003




Pearly yellow
RAL 1013




Clear yellow
RAL 1015




Brimstone yellow
RAL 1016




Traffic yellow
RAL 1023




Orange
RAL 2008




Russet red
RAL 2002




Carmine red
RAL 3002




Dark pink
RAL 3014




Amaranth pink
RAL 3015




Pink
RAL 490




Beige red
RAL 3012




Purple
RAL 4005




Water blue
RAL 5021




Traffic blue
RAL 5017




Pastel blue
RAL 5024




Blue
RAL 630




Turquoise
RAL 6027




Whitish green
RAL 6019




Green
RAL 230




Yellowish green
RAL 6018




Light grey
RAL 7035




Agate grey
RAL 7038




Stone grey
RAL 7030




Cement grey
RAL 7033




Quartz grey
RAL 7039




Silver
RAL 9006




Anthracite
RAL 7015




Grey
RAL 7016




White
RAL 9010



Sand yellow
RAL 1002




Azure blue
RAL 5009




Black
RAL 9005

VISUALLINE FINISHES


SURFACE (WHITEBOARDS):




White
enamelled




White
lacquered




White
melamine



Green
enamelled




Cork




Blue upholstery


SURFACE (MAGNETIC GLASSBOARD):




Black



White




PURE white




Grey

SKIN PINBOARD / RD-8100 UPHOLSTERY:



Grey upholstery




Blue upholstery

SET FINISHES


MELAMINES:



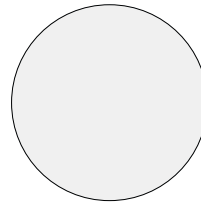
AA / 01
Beech




AB
Aluminium



AN / 02
Grey




AW / 04
White



AR / 08
Oak


GLASS:



05
Translucent
glass




15
Black glass




25
White glass

ACOUSTIC UPHOLSTERY:




1-Grey
upholstery




4-Black
upholstery


ROLLER CURTAIN FABRICS:




01-White




02-Pearl white



03-Pearl



04-Pearl flax



05-White flax



06-Anthracite
bronze



07-Anthracite
grey



08-Anthracite

ERGOLINE FINISHES

PU LEATHER CHAIR / SOFAS / GAMING CHAIRS / STOOL:




Black

Red

Blue

Light blue

TECHNICAL POLYMER:



Grey


White

Red

Blue

Black

BE SOFT UPHOLSTERY / OFFICE CHAIRS - 6 FINISHES:



-1
Grey

-2
Red


-3
Blue

-4
Black

-5
Orange

-6
Green

OFFICE CHAIR UPHOLSTERY - 4 FINISHES:



-1
Grey

-2
Red

-3
Blue

-4
Black

INTERNATIONAL SALES CONDITIONS

ORDERS

All orders shall be received in writing.

PAYMENTS

All payments should be received on or before the due date indicated on the invoice.

All customers shall be covered by CESCE insurance company. Rocada is forced to communicate any delay or nonpayment.

Payment in advance for first orders of new customers.

Future orders according conditions agreed.

GUARANTEE

All Rocada products have between 2 and 5 years guarantee.

DELIVERY LEADTIME

Between 10-15 working days for stock orders. We shall inform the approximate delivery time once the order has been placed.

CLAIMS - RETURN

All claims for damage to goods or partial loss of goods in transit must be submitted to, and received by us within 2 days of delivery.

No goods can be returned without prior notification and an official pick up note produced by us. Visible damages in the pallets shall be mentioned in the delivery note provided by the carrier.

JURISDICTION

Spanish law only shall apply to this contract and all disputes shall be dealt with by the Spanish courts alone.



rocada

since 1976

Rocada Spain

rocada@rocada.com

www.rocada.com

Rocada Deutschland GmbH

info@rocada.de

www.rocada.de

Rocada UK

info@rocada.uk

www.rocada.uk

Rocada Japan

info@rocada.co.jp

rocadajp.base.shop

Distributed by:

